

LUMEN FOCUS FFRW 4WRAP INSTALL KIT FOR WRAP LUMINAIRES

WARNING - RISK OF FIRE OR ELECTRIC SHOCK.
 INSTALL THIS KIT ONLY IN LUMINAIRES THAT HAVE THE CONSTRUCTION FEATURES AND DIMENSIONS SHOWN IN THE PHOTOGRAPHS AND / OR DRAWINGS AND WHERE THE INPUT RATING OF THE RETROFIT KITS DOES NOT EXCEED THE INPUT RATING OF THE LUMINAIRE.

WARNING - TO PREVENT WIRING DAMAGE OR ABRASION, DO NOT EXPOSE WIRING TO EDGES OF SHEET METAL OR OTHER SHARP OBJECTS.

WARNING - RISK OF FIRE OR ELECTRIC SHOCK.
 LUMINAIRE WIRING AND ELECTRICAL PARTS MAY BE DAMAGED WHEN DRILLING FOR INSTALLATION OF LED RETROFIT KIT. CHECK FOR ENCLOSED WIRING AND COMPONENTS.

CAUTION: DO NOT MAKE OR ALTER ANY OPEN HOLES IN THE ENCLOSURE OF WIRING OR ELECTRICAL COMPONENTS DURING KIT INSTALL.


WARNING - RISK OF FIRE, ELECTRIC SHOCK, OR PERSONAL INJURY. BEFORE INSTALLATION TURN POWER OFF.

WARNING - RISK OF FIRE OR ELECTRIC SHOCK, LED RETROFIT KIT INSTALLATION REQUIRES KNOWLEDGE OF LUMINAIRES ELECTRICAL SYSTEMS. IF NOT QUALIFIED DO NOT ATTEMPT INSTALLATION. CONTACT A QUALIFIED ELECTRICIAN.

PARTS LIST FOR FFRW 4 KIT		
LINE NO.	QTY	PART NAME
01	1	FFRW4WRAP
02	1	873-902 DISCONNECT
03	1	LENS
04	3	TEK SCREWS
05	1	WASHER FOR GROUND



STEP 1 TURN OFF POWER REMOVE LENS FROM LUMINAIRE




STEP 3 REMOVE BALLAST COVER



STEP 2 REMOVE LAMPS (RECYCLE LAMPS)



STEP 4 REMOVE BALLAST SOCKET BARS AND ANY WIRING FROM THE LUMINAIRE



STEP 5 HANG THE FFRW4WRAP USING THE EDGE OF THE LUMINAIRE

CONNECT POWER TO THE DRIVER USING QUICK DISCONNECT PROVIDED IN THE KIT

CONNECT GROUND LEAD USING TEK SCREW AND WASHER ITEM 04 AND ITEM 05 TO THE LUMINAIRE.

INSTALL SAFETY TETHERS TO THE LUMINAIRE USING (2) TEK SCREWS PROVIDED IN THE KIT

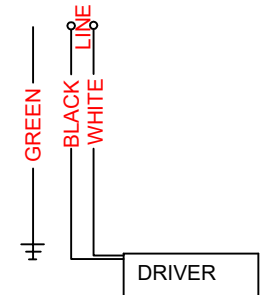


STEP 6 SWING FFRW4WRAP AND SCURE TO THE LUMINAIRE USING THE EDGE



STEP 7 INSTALL LENS TURN POWER BACK ON TO THE FIXTURE

WIRE SCHEMATIC
 Line side input to driver
 120V to 277V and all voltages in between 120V - 277V input



WHEN INSTALLING KIT MAINTAIN EXISTING GROUND ON THE FIXTURE

