


# RTL

## LED Troffer Retrofit Kit



The RTL is a high efficiency LED retrofit for existing troffer luminaires. Each kit is engineered to be installed quickly and easily. The lift and shift design makes the RTL easy to work with in the field, saving on labor costs. Each kit comes boxed with all the necessary hardware for installation. Frosted diffusers are available for use in louvered troffers to minimize glare and improve aesthetics. The LED boards in the RTL are fully upgradeable and replaceable, ensuring you always have a way to secure the most efficient boards. Multiple control options are available. Each RTL is made in the USA - in Henderson, NC, utilizing mostly domestic and some foreign components.

The RTL is available with optional diffuser lenses (top) for use with louvers. Prismatic lenses (bottom) can be ordered separately.



**Voltages available:** 120-277V, 347V

**Size options:** 1x4, 2x2, 2x4

**Certifications:** UL 1598 listed for US and Canada, suitable for damp locations. DesignLights Consortium qualified on specific configurations.


**Warranty:** 5 year limited system warranty, 10-year extended warranty available on specific products.

**Available CCTs:** 3500K 4000K 5000K

**CRI:** 80

**Options:** Emergency packs, frosted acrylic lenses. These lenses can be ordered separately: A12 (pattern 12 acrylic), PW (prismatic white acrylic) and A23F (frosted high efficiency pattern 23 prismatic acrylic).

**10 YEAR EXTENDED WARRANTY**  
AVAILABLE ON CERTAIN MODELS



RTL

2x2

**Lumen output packages:** Low, Medium, High, Very High

**\*Output range:** ~2,500-6,000 lumens

**Replaces:**

- 2-lamp T8 with normal ballast factor
- 2-lamp T8 with high ballast factor
- 4-lamp T8 with normal ballast factor
- 4-lamp T8 with high ballast factor



RTL


2x4

**Lumen output packages:** Very Low, Low, Medium, High, Very High, Super High

**\*Output range:** ~3,000-10,000 lumens

**Replaces:**

- 2-lamp T8 with low ballast factor
- 2-lamp T8 with normal ballast factor
- 3-lamp T8 with low ballast factor
- 3-lamp T8 with normal ballast factor
- 4-lamp T8 with low ballast factor
- 5-lamp T8 with low ballast factor



RTL

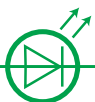
1x4

**Lumen output packages:** Low, Medium, High, Very High

**\*Output range:** ~2,500-6,000 lumens

**Replaces:**

- 1-lamp T8 with high ballast factor
- 2-lamp T8 with normal ballast factor
- 3-lamp T8 with low ballast factor
- 3-lamp T8 with normal ballast factor



\*LED lumen packages, efficacy data and lumen output is constantly evolving. Visit [www.lumenfocus.com/rtl](http://www.lumenfocus.com/rtl) for most up-to-date information, spec sheets and photometry files.