



Project: _____
 Location: _____
 Cat. #: _____
 Type: _____
 Quantity: _____

LED

ADS | LED Select Dusk To Dawn Area Light

Features:

- High performance LED technology
- Type 5S optics
- Field selectable color temperature: 3000K /4000K /5000K
- Field selectable output: 35W/50W/65W
- Integral photocell
- 0-10V dimming drivers standard

Applications:

Suitable for most exterior site lighting applications

- Parking Lots
- Entry Ways
- Loading Docks
- Pathways
- Building Security

Construction:

- Durable corrosion resistant, cold-forged aluminum housing with bronze finish
- Polycarbonate lens

Predicted L70 Lifetime:

- 50,000 hrs

Ambient Operating Temp:

- -15°C to 45°C

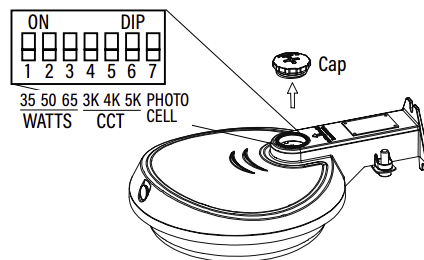
Certifications:

- UL certified
- IP66
- RoHS



Warranty:

- 5 year limited system warranty - see www.LumenFocus.com for complete warranty terms and conditions



Remove cap to access dip switches for adjusting - wattage, CCT, and photocell (on/off). Replace cap once finished.



Ordering Guide:

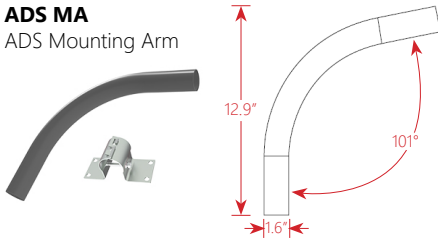
example: ADS SEL 5S UV FPC 7SEL BZ

Series	Output	Optic	Voltage	Shielding	CRI/CCT	Finish
ADS	SEL	5S	UV	FPC	7SEL	BZ
ADS	SEL Field Selectable: Low (35W) Medium (50W) High (65W)	5S Type 5 Short	UV 120-277	FPC Frosted Polycarbonate	7SEL 70 CRI / Field Selectable CCT: 3000K 4000K 5000K	BZ Bronze Finish

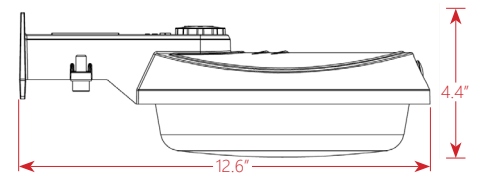
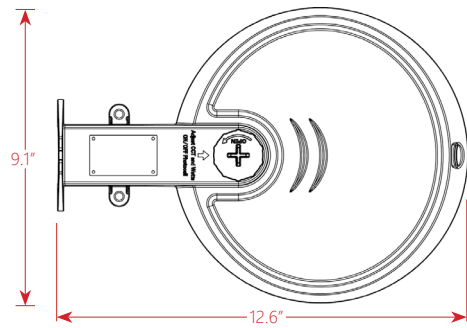
Accessories (order separately)

ADS MA

ADS Mounting Arm



Schematic:



Performance Chart:

Selectable Output	Watts	Lumens	LPW	BUG Rating
Low	35	4375	125	B2-U2-G1
Medium	50	6250	125	B2-U2-G1
High	65	8125	125	B2-U2-G1

Values in chart reflect 3000K color temp.



Pictured: The integral photocell on the front of the ADS.

Photometric Data:

ADS SEL 5S UV FPC 7SEL - 65W/3000K

Test No.: 20201113

Luminaire Lumens: 8,075 lm

Luminaire Watts: 64.3W

Efficacy: 125.6 LPW

