



Project: _____
 Location: _____
 Cat. #: _____
 Type: _____
 Quantity: _____

LED

ECL 8 | LED Strip

Features:

- High performance LED technology
- 0-10V dimming drivers standard
- Field replaceable LED boards and drivers
- Frosted diffuser available to help minimize glare and improve aesthetics
- A wide variety of lumen packages and lengths allows for flexibility in design and helps maximize energy savings
- Advanced controls available

Applications:

Suitable for most commercial, industrial and institutional applications

- Office
- Retail
- Warehouse
- Coves
- Valences

Ambient Operating Temp.:

- -30°C to 40°C

Predicted L70 Lifetime:

- Up to 189,000 hrs (calculated)
(L70 information for specific configurations available upon request)
- For BAA compliant configurations - up to 189,000 hrs (calculated)

Construction:

- Precision brake formed from heavy gauge cold rolled steel
- Highly durable, highly reflective white finish

Certifications:

- UL 1598 listed for US and Canada, suitable for damp locations
- DesignLights Consortium qualified on specific configurations (refer to DLC qualified products list for exact model numbers)
<http://designlights.org/>



Warranty:

- 5 year limited system warranty - see www.LumenFocus.com for complete warranty terms and conditions
- 10 year warranty option available on specific models
(Not available on all models. Certain conditions apply. Consult factory or sales representative for details.)



Ordering Guide:

example: ECL 8 MD UV FR 840

Series	Length	Output	Voltage	Shielding	CRI/CCT	Hanging	Controls	Options	Finish				
ECL	8												
ECL	8 8'	LW Low	UV 120-277	Blank No Lenses	835 80 CRI/3500K	Blank None	Blank No Controls	Blank No Options	Blank White				
		ML Medium Low		FR Frosted Acrylic Diffusers		840 80 CRI/4000K				VC V-Chain Hangers	ZOS Occupancy Sensor (On/Off) ⁽¹⁾	EXT10 10-Year Extended Warranty ⁽⁸⁾	BK Matte Black
		MD Medium				850 80 CRI/5000K				QC 10' Quick Hang Cable Kit	ZOSD Occupancy Sensor w/ Daylight Harvesting (On/Off/Dim) ⁽¹⁾	C6 6' Single Circuit Cord	SL Metallic Silver
		MD HE Medium - High Efficiency								QC20 20' Quick Hang Cable Kit		C65W 6' Single Circuit Cord with Low Voltage Connections	
		MH Medium High								SH Slide Hanger	ZSOL Leviton Intellect Solo PIR Sensor ⁽²⁾	C10 10' Single Circuit Cord	
		HI High								Z211L_ Wattstopper FSP Programmable Photo/Motion Multi-Voltage Sensor (high/low/off) ⁽⁴⁾	C105W 10' Single Circuit Cord with Low Voltage Connections		
		VH Very High								Z311L_ Wattstopper FSP Bluetooth-enabled Programmable Photo/Motion Multi-Voltage Sensor (high/low/off) ⁽⁴⁾	D6 6' Dual Circuit Cord		

Notes

- ⁽¹⁾ Max mounting height 40'. End mounted.
⁽²⁾ Max mounting height 10'. See Page 5 for more details.
⁽³⁾ Max mounting height 49'. See Page 5 for more details.
⁽⁴⁾ " _ " = lens type. See Page 5 for lens descriptions.
⁽⁵⁾ Max mounting height 16.4'. See Page 4 for more details.
⁽⁶⁾ See Page 4 for more details.
⁽⁷⁾ Max mounting height 15'. See page 4 for more details.
⁽⁸⁾ Not available on all models. Certain conditions apply. Consult factory or sales representative for details.
⁽⁹⁾ EM1 and EM2: 120-277V / 0°C-50°C ambient.
⁽¹⁰⁾ " _ " for 2-circuit wiring, specify circuit A or B here.

Controls Accessories (order separately)



For Douglas Controls

BT-DMSW-U-A Bluetooth 1 Zone Dimmer
BT-4BTSW-U-A Bluetooth 4-Button Wall Station
BT-8BTSW-U-A Bluetooth 8-Button Wall Station



For Enlighted Controls


WS-2-00 Enlighted Remote Control Wall Switch (for Enlighted Connected & IoT)
WS-2-00-IL Enlighted Remote Control Wall Switch (for Enlighted One)



Matte Black
finish option



Schematic:

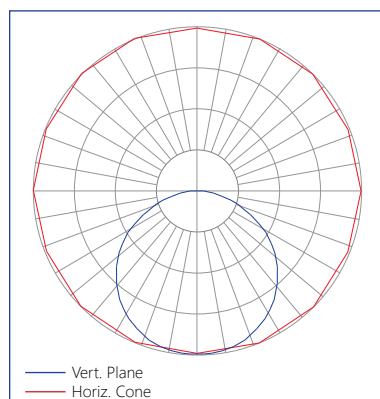


Performance Chart:

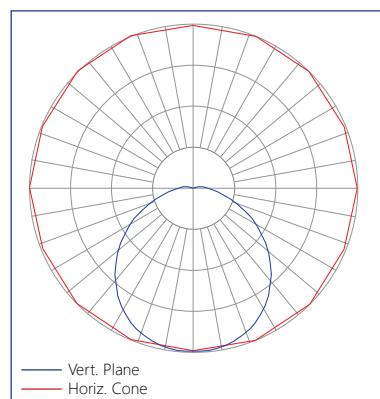
Catalog #	Lumens	Watts	LPW	Catalog #	Lumens	Watts	LPW	Catalog #	Lumens	Watts	LPW
ECL 8 LW UV 835	4240	30	141.3	ECL 8 LW UV 840	4371	30	145.7	ECL 8 LW UV 850	4503	30	150.1
ECL 8 ML UV 835	6125	44	139.2	ECL 8 ML UV 840	6314	44	143.5	ECL 8 ML UV 850	6504	44	147.8
ECL 8 MD UV 835	8033	64	125.5	ECL 8 MD UV 840	8281	64	129.4	ECL 8 MD UV 850	8530	64	133.3
ECL 8 MD HE UV 835	8050	56	143.0	ECL 8 MD HE UV 840	8299	56	147.4	ECL 8 MD HE UV 850	8548	56	151.9
ECL 8 MH UV 835	10765	78	138.0	ECL 8 MH UV 840	11098	78	142.3	ECL 8 MH UV 850	11431	78	146.5
ECL 8 HI UV 835	12412	87	141.2	ECL 8 HI UV 840	12796	87	147.1	ECL 8 HI UV 850	13180	87	151.5
ECL 8 VH UV 835	17316	135	128.3	ECL 8 VH UV 840	17852	135	132.2	ECL 8 VH UV 850	18388	135	136.2
ECL 8 LW UV FR 835	4070	30	135.7	ECL 8 LW UV FR 840	4195	30	139.8	ECL 8 LW UV FR 850	4321	30	144.0
ECL 8 ML UV FR 835	5878	44	133.6	ECL 8 ML UV FR 840	6060	44	137.7	ECL 8 ML UV FR 850	6242	44	141.9
ECL 8 MD UV FR 835	7709	64	120.5	ECL 8 MD UV FR 840	7948	64	124.2	ECL 8 MD UV FR 850	8186	64	127.9
ECL 8 MD HE UV FR 835	7726	56	137.3	ECL 8 MD HE UV FR 840	7965	56	141.5	ECL 8 MD HE UV FR 850	8204	56	145.7
ECL 8 MH UV FR 835	10331	78	132.5	ECL 8 MH UV FR 840	10651	78	136.6	ECL 8 MH UV FR 850	10971	78	140.6
ECL 8 HI UV FR 835	11912	87	136.9	ECL 8 HI UV FR 840	12281	87	141.2	ECL 8 HI UV FR 850	12649	87	145.4
ECL 8 VH UV FR 835	16619	135	123.1	ECL 8 VH UV FR 840	17133	135	126.9	ECL 8 VH UV FR 850	17647	135	130.7

Photometric Data:

Relative Luminous Intensity
ECL - no lens



Relative Luminous Intensity
ECL - with Frosted Diffuser



LUMENFOCUS
Re-boardABILITY

The ECL features field replaceable boards and drivers. This allows you to upgrade to more efficient technology in the future. Or, in the rare event of a failure, you can rapidly replace defective components. Re-boardABILITY helps to ensure you won't get stuck with an obsolete light fixture. [Learn more about Re-boardABILITY here.](#)



Douglas Lighting Controls, Inc.: Cloud-based controls

The ECL can be equipped with the Douglas Bluetooth Intelligent Fixture Sensor (IFS) as well as the Intelligent Fixture Controller.

IFS



- Occupancy, vacancy, partial-on and partial-off
- Occupancy timeout adjustable from 5 to 90 minutes
- Primary and secondary daylight harvesting

IFC



- Listed for emergency control when used on dedicated emergency power bus
- Same occupancy and daylight controls as the IFS when networked with one or more IFS sensors

Available with both IFS and IFC:

- 0-10V dimming with dim-to-off
- Bluetooth beacon for digital ceiling, IoT and location service strategies
 - 150-foot clear line of sight, 50 feet through standard walls
- May be used with dual-channel, tunable white LED drivers providing auxiliary power and dim-to-off capability
 - Commissioning through Douglas Lighting Controls, Inc. app from Apple app store

Note: Additional equipment required for IoT capabilities; max mounting height for sensor: 16.4 ft

CheckLight® Energy Management System

Douglas controls can be integrated with the CheckLight® Energy Management system. This system can help you uncover energy conversion opportunities, create conservation strategies, analyze lighting load inefficiencies, and make configuration changes from anywhere with Douglas' user-friendly interface. You can get measurements, reports, and control your system from a web-based application.

CheckLight® has the capability to look at different facilities within a portfolio and use data benchmarks to compare building performances.

- Find energy conservation opportunities
- Create energy saving strategies
- Analyze load inefficiencies
- Optimize energy management

Enlighted: All-in-one sensors, upgradeable systems

Enlighted's SMART Micro Sensor is an all-in-one unit: task tuning, high-end trimming, daylight harvesting, and occupancy/vacancy detection. Max installation height is 15 feet.

Enlighted sensors come standard with the Enlighted One system (the "ZENLO" option). Enlighted Connected ("ZENLC") offers even more options. The Enlighted IoT ("ZENLI") option allows the full implementation of Enlighted's services. Each system can be fully upgraded to the next tier in the future. So if you start with Enlighted One but want to add energy reporting or building management systems integration in the future, you can.



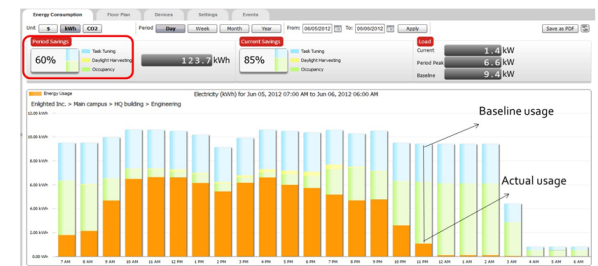
Enlighted Capabilities*	Enlighted One (ZENLO)	Enlighted Connected (ZENLC)	Enlighted IoT (ZENLI)
Motion and Switch Groups	✓	✓	✓
Daylight Harvesting	✓	✓	✓
Schedule Lighting		✓	✓
Energy Reporting & Optimization		✓	✓
Environment Data & Lighting Controls API		✓	✓
Building Management System Integration		✓	✓
Where & Space Applications			✓
Location & Occupancy APIs & Beacons			✓
Future App & API Ready			✓

Note: Additional equipment required for ZENLC and ZENLI

Real-time data analytics

Enlighted's control units compile data in real-time, which can be viewed via the Energy Manager. The Energy Manager is part of the Enlighted Connected and Enlighted IoT configurations.

- Real-time measurements and verification of energy savings
- Space analytics - data can be compiled into motion trails and heat maps
- Analyze traffic density and congestion in a space



Learn more about our available advanced controls options here:


www.lumenfocus.com/controls-overview

© 2021 Enlighted for all Enlighted content and images.

© 2021 Douglas Lighting Controls, Inc. for all Douglas content and images. The Bluetooth® word, mark and logos are registered trademarks owned by the Bluetooth SIG, Inc. and any use of such marks by Douglas Lighting Controls is under license. Other trademarks and trade names are those of their respective owners.



Other controls available:



Dimming Sensors (Z211/Z311)

- The Wattstopper FSP sensor provides multi-level control based on motion and/or daylight contribution
- Comes pre-installed on the fixture
- Rated for cold locations
- Parameters for Bluetooth-enabled Z311 adjustable via phone app - iOS or Android
- Parameters for Z211 adjustable via wireless configuration tool (FSIR-100 - sold separately)
- Available with black lens for black finishes (pictured right)
- Three lenses available, tailored for the ideal detection area and mounting height:
 - **L2:** 360° lens, maximum coverage 48', diameter from 8' height
 - **L3:** 360° lens, maximum coverage 40', diameter from 20' height



Left: The phone app interface for the Z311 sensor


Other Options:



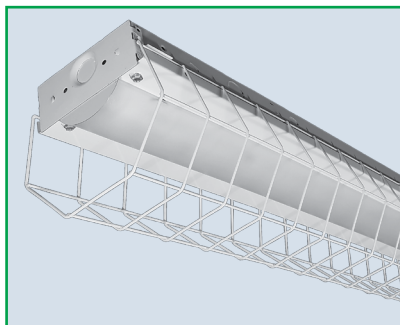
Shielding Frosted acrylic diffuser lenses minimize glare and improve aesthetics.



Conformal coating Grants LED boards added protection from moisture and corrosion in more hazardous environments.



Cords are available in single circuit or dual circuit, 6' or 10'. Standard plug is optional, as are other NEMA configurations if specified.



Wireguards are available for added protection (shipped separately).

Microwave Occupancy Sensor (ZOSMD)

The Leviton OSM3D-V1W (or equivalent) detects motion through low density materials using high frequency electromagnetic waves. This means it can sit discretely behind the ECL's frosted lens. The ZOSMD features automatic switching based on motion and ambient light level. ZOSMD option also features step-dimming functionality - standby dimming level 10% / 20% / 30% / 50%. Max mounting height for ZOSMD 49 feet.



Leviton Intellect Solo PIR Sensor (ZSOL)

The ECL can be equipped with an integrated Leviton Intellect Solo Sensor ("ZSOL" option). This is a 0-10V dimming Passive Infrared (PIR) occupancy and daylight harvesting sensor. It includes partial-on and partial-off capabilities. Mounting height is 8' to 10'. It is IP20 rated with a detection angle of 120 degrees. An IR remote is available for programming sensor from the floor (sold separately). The sensor can be used to comply with IECC, ASHRAE 90.1 and 2019 Title 24, Part 6 dimming, occupancy/vacancy sensing and daylight harvesting requirements.



Hanging The QC hanging kit (1) comes in 10' or 20'. Cables are pre-looped for easy installation and designed for easy fixture height adjustment. QCs come boxed with each fixture. V-hangers and slide hangers are also optional.

