

Project: _____
 Location: _____
 Cat. #: _____
 Type: _____
 Quantity: _____

LED

RCL 8 | LED Channel Retrofit Kit

Features:

- High performance LED technology
- 0-10V dimming drivers standard
- Field replaceable LED boards and drivers
- Frosted diffuser available to help minimize glare and improve aesthetics
- A wide variety of lumen packages and lengths allows for flexibility in design and helps maximize energy savings
- Saves on installation cost, material cost, and waste
- Advanced controls available

Applications:

Suitable for most commercial, industrial and institutional applications

- Office
- Retail
- Warehouse
- Coves
- Valences

Predicted L70 Lifetime:

- Up to 189,000 hrs (calculated)
(L70 information for specific configurations available upon request)
- For BAA compliant configurations - up to 189,000 hrs (calculated)

Construction:

- Precision brake formed from heavy gauge cold rolled steel
- Highly durable, highly reflective white finish

Certifications:

- UL 1598 listed for US and Canada, suitable for damp locations
- DesignLights Consortium qualified on specific configurations (refer to DLC qualified products list for exact model numbers)
<http://designlights.org/>




10 YEAR
 EXTENDED
 WARRANTY
 AVAILABLE ON
 CERTAIN MODELS

Ambient Operating Temp.:

- -30°C to 40°C

Warranty:

- 5 year limited system warranty - see www.LumenFocus.com for complete warranty terms and conditions
- 10 year warranty option available on specific models
(Not available on all models. Certain conditions apply. Consult factory or sales representative for details.)



Ordering Guide:

example: RCL 8 MD UV FR 840 4.25" ZOSMD EM1

Series	Length	Output	Voltage	Shielding	CRI/CCT	Channel Width	Controls	Options
RCL	8							
RCL	8 8'	LW Low	UV 120-277	Blank No Lenses	835 80 CRI/3500K	x.xx" Specify Channel Width (in inches) VAR Variable - Adjusts to fit channel widths from 4.00" to 5.00"	Blank No Controls ZOSMD Microwave Occupancy Sensor with Photocell (On/Off/Dim) ⁽¹⁾ ZIFS Douglas IFS Sensor with Dimming/ Occupancy/Daylight Harvesting with Newtork Capabilities ⁽²⁾ ZIFC Douglas IFC Controller with Newtork Capabilities ⁽³⁾ ZENLO Enlighted One Micro Sensor with Dimming/Occupancy/Daylight Harvesting ⁽⁴⁾ ZENLC Enlighted Connected Micro Sensor with Dimming/Occupancy/Daylight Harvesting ⁽⁴⁾ ZENLI Enlighted IoT Micro Sensor with Dimming/Occupancy/Daylight Harvesting ⁽⁴⁾	Blank No Options EXT10 10-Year Extended Warranty ⁽⁵⁾ EM1 Emergency Pack - Up to 8W ⁽⁶⁾ EM2 Emergency Pack - Up to 16W ⁽⁶⁾ CC Conformal Coating LVL 0-10V Dimming Leads for Easy Field Access BAA Buy American Act Compliant
		ML Medium Low		FR Frosted Acrylic Diffusers	840 80 CRI/4000K			
		MD Medium			850 80 CRI/5000K			
		MD HE Medium High Efficiency						
		MH Medium High						
		HI High						
		VH Very High						

Accessories (order separately)

STD(480V) 480V to 277V Step Down Transformer

Controls Accessories (order separately)



For Douglas Controls

BT-DMSW-U-A Bluetooth 1 Zone Dimmer
BT-4BTBW-U-A Bluetooth 4-Button Wall Station
BT-8BTBW-U-A Bluetooth 8-Button Wall Station



For Enlighted Controls

WS-2-00 Enlighted Remote Control Wall Switch (for Enlighted Connected & IoT)
WS-2-00-IL Enlighted Remote Control Wall Switch (for Enlighted One)

Notes

⁽¹⁾ 120-277V only. Max mounting height 49'. See page 4 for more details.

⁽²⁾ Max mounting height 16.4'. See page 5 for more details.

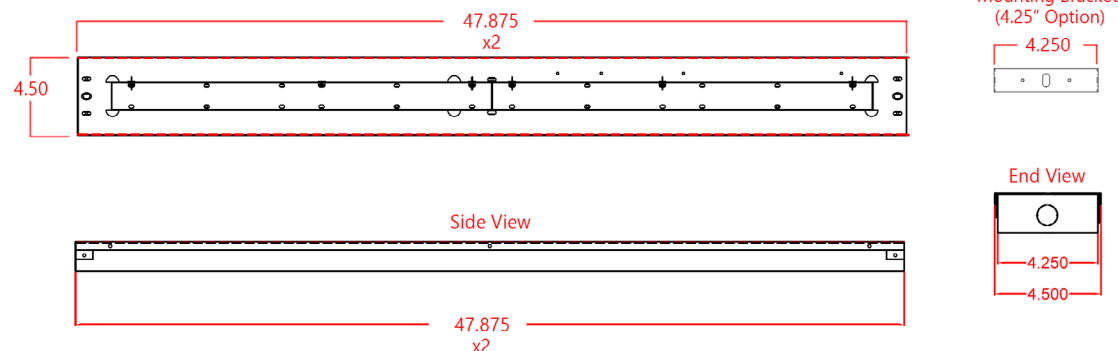
⁽³⁾ See page 5 for more details.

⁽⁴⁾ Max mounting height 15'. See page 5 for more details.

⁽⁵⁾ Not available on all models. Certain conditions apply. Consult factory or sales representative for details.

⁽⁶⁾ 120-277V only / 0°C-50°C ambient.

Schematic:



Performance Chart:

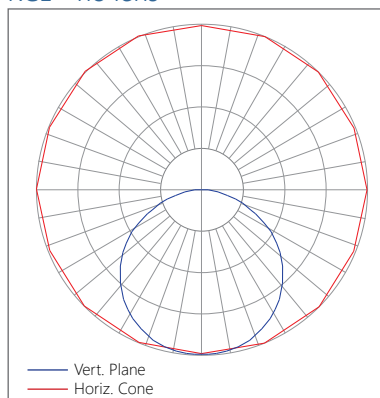
Catalog #	Lumens	Watts	LPW
RCL 8 LW UV 835	4240	30	141.3
RCL 8 ML UV 835	6125	44	139.2
RCL 8 MD UV 835	8033	64	125.5
RCL 8 MD HE UV 835	8050	56	143.0
RCL 8 MH UV 835	10765	78	138.0
RCL 8 HI UV 835	12988	92	141.2
RCL 8 VH UV 835	17316	135	128.3
RCL 8 LW UV FR 835	4070	30	135.7
RCL 8 ML UV FR 835	5878	44	133.6
RCL 8 MD UV FR 835	7709	64	120.5
RCL 8 MD HE UV FR 835	7726	56	137.3
RCL 8 MH UV FR 835	10331	78	132.5
RCL 8 HI UV FR 835	12465	92	135.5
RCL 8 VH UV FR 835	16619	135	123.1

Catalog #	Lumens	Watts	LPW
RCL 8 LW UV 840	4371	30	145.7
RCL 8 ML UV 840	6314	44	143.5
RCL 8 MD UV 840	8281	64	129.4
RCL 8 MD HE UV 840	8299	56	147.4
RCL 8 MH UV 840	11098	78	142.3
RCL 8 HI UV 840	13389	92	145.5
RCL 8 VH UV 840	17852	135	132.2
RCL 8 LW UV FR 840	4195	30	139.8
RCL 8 ML UV FR 840	6060	44	137.7
RCL 8 MD UV FR 840	7948	64	124.2
RCL 8 MD HE UV FR 840	7965	56	141.5
RCL 8 MH UV FR 840	10651	78	136.6
RCL 8 HI UV FR 840	12850	92	139.7
RCL 8 VH UV FR 840	17133	135	126.9

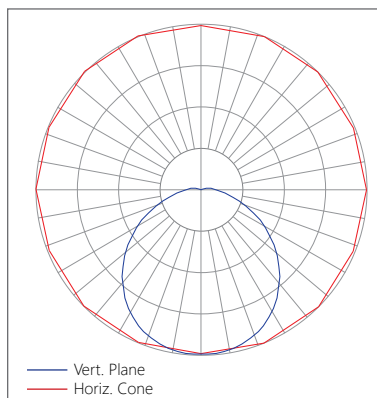
Catalog #	Lumens	Watts	LPW
RCL 8 LW UV 850	4503	30	150.1
RCL 8 ML UV 850	6504	44	147.8
RCL 8 MD UV 850	8530	64	133.3
RCL 8 MD HE UV 850	8548	56	151.9
RCL 8 MH UV 850	11431	78	146.5
RCL 8 HI UV 850	13791	92	149.9
RCL 8 VH UV 850	18388	135	136.2
RCL 8 LW UV FR 850	4321	30	144.0
RCL 8 ML UV FR 850	6242	44	141.9
RCL 8 MD UV FR 850	8186	64	127.9
RCL 8 MD HE UV FR 850	8204	56	145.7
RCL 8 MH UV FR 850	10971	78	140.6
RCL 8 HI UV FR 850	13236	92	143.9
RCL 8 VH UV FR 850	17647	135	130.7

Photometric Data:

Relative Luminous Intensity
RCL - no lens




Relative Luminous Intensity
RCL - with Frosted Diffuser



LUMENFOCUS Re-boardABILITY

The RCL features field replaceable boards and drivers. This allows you to upgrade to more efficient technology in the future. Or, in the rare event of a failure, you can rapidly replace defective components. Re-boardABILITY helps to ensure you won't get stuck with an obsolete light fixture. [Learn more about Re-boardABILITY here.](#)

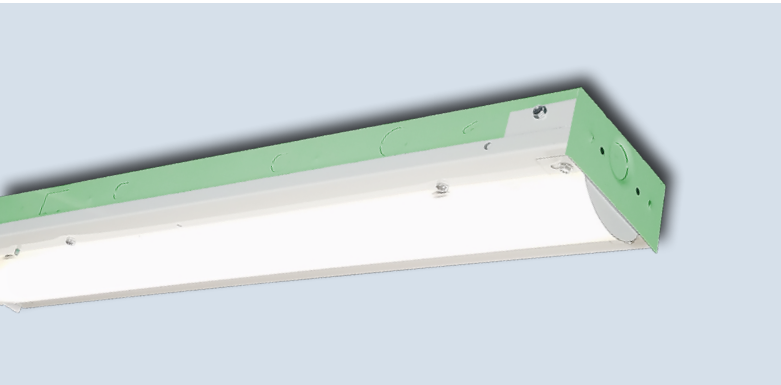


ZOSMD option: **Leviton 0-10V High Frequency Microwave Sensor**

The RCL can be equipped with an integrated Leviton 0-10V dimming high frequency microwave sensor ("ZOSMD" option). The ZOSMD detects motion through low density materials allowing it to be installed out of site, under the RCL's frosted lens. The high frequency waves offer less interference and false tripping than traditional sensing technology for reliable occupancy applications. The integrated daylighting sensor detects natural light and turns lights ON or keeps lights OFF in response to available natural light or the daylight set point when motion is detected.

Features:

- Automatic switching or dimming based on motion
- Ambient light override
- Designed to detect movement behind low-density fixture materials or behind objects made of plastic or glass
- up to 49' mounting height
- Detection Zone: 52' diameter x 49' Height Max
- Standby Dimming Level: 10% / 20% / 30% / 50%
- IP20 rated
- 120-277V



Douglas Lighting Controls, Inc.: Cloud-based controls

The RCL can be equipped with the Douglas Bluetooth Intelligent Fixture Sensor (IFS) as well as the Intelligent Fixture Controller.

IFS



- Occupancy, vacancy, partial-on and partial-off
- Occupancy timeout adjustable from 5 to 90 minutes
- Primary and secondary daylight harvesting
- Up to 16.4' (5m) mounting height

IFC



- Listed for emergency control when used on dedicated emergency power bus
- Same occupancy and daylight controls as the IFS when networked with one or more IFS sensors

Available with both IFS and IFC:

- 0-10V dimming with dim-to-off
- Bluetooth beacon for digital ceiling, IoT and location service strategies
 - 150-foot clear line of sight, 50 feet through standard walls
- May be used with dual-channel, tunable white LED drivers providing auxiliary power and dim-to-off capability
- Commissioning through Douglas Lighting Controls, Inc. app from Apple app store
 - **Note:** Additional equipment required for IoT capabilities

CheckLight® Energy Management System

Douglas controls can be integrated with the CheckLight® Energy Management system. This system can help you uncover energy conversion opportunities, create conservation strategies, analyze lighting load inefficiencies, and make configuration changes from anywhere with Douglas' user-friendly interface. You can get measurements, reports, and control your system from a web-based application.

CheckLight® has the capability to look at different facilities within a portfolio and use data benchmarks to compare building performances.

- Find energy conservation opportunities
- Create energy saving strategies
- Analyze load inefficiencies
- Optimize energy management

Enlighted: All-in-one sensors, upgradeable systems

Enlighted's SMART Micro Sensor is an all-in-one unit: task tuning, high-end trimming, daylight harvesting, and occupancy/vacancy detection. Max installation height is 15 feet.

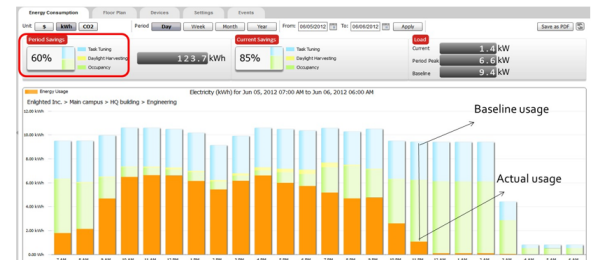
Enlighted sensors come standard with the Enlighted One system (the "ZENLO" option). Enlighted Connected ("ZENLC") offers even more options. The Enlighted IoT ("ZENLI") option allows the full implementation of Enlighted's services. Each system can be fully upgraded to the next tier in the future. So if you start with Enlighted One but want to add energy reporting or building management systems integration in the future, you can.



Real-time data analytics

Enlighted's control units compile data in real-time, which can be viewed via the Energy Manager. The Energy Manager is part of the Enlighted Connected and Enlighted IoT configurations.

- Real-time measurements and verification of energy savings
- Space analytics - data can be compiled into motion trails and heat maps
- Analyze traffic density and congestion in a space



Enlighted Capabilities*	Enlighted One (ZENLO)	Enlighted Connected (ZENLC)	Enlighted IoT (ZENLI)
Motion and Switch Groups	✓	✓	✓
Daylight Harvesting	✓	✓	✓
Schedule Lighting		✓	✓
Energy Reporting & Optimization		✓	✓
Environment Data & Lighting Controls API		✓	✓
Building Management System Integration		✓	✓
Where & Space Applications			✓
Location & Occupancy APIs & Beacons			✓
Future App & API Ready			✓

Note: Additional equipment required ZENLC and ZENLI

Learn more about our available advanced controls options here:

www.lumenfocus.com/controls-overview

© 2021 Enlighted for all Enlighted content and images.

© 2021 Douglas Lighting Controls, Inc. for all Douglas content and images. The Bluetooth® word, mark and logos are registered trademarks owned by the Bluetooth SIG, Inc. and any use of such marks by Douglas Lighting Controls is under license. Other trademarks and trade names are those of their respective owners.

