

IES ROAD REPORT

PHOTOMETRIC FILENAME : AMB MD 5S UV 850.IES

DESCRIPTIVE INFORMATION (From Photometric File)

IESNA:LM-63-2002
[TEST] R2DG210315051-S02
[TESTLAB] BACL
[TESTDATE] 2021-04-08
[ISSUEDATE] 2021-04-08 13:10:19
[LAMPPOSITION] 0,0
[OTHER] EVERFINE GO-R5000_V2 SYSTEM
[MANUFAC] LumenFocus, LLC.
[LUMCAT] AMB MD 5S UV 850
[LAMP] N/A

CHARACTERISTICS

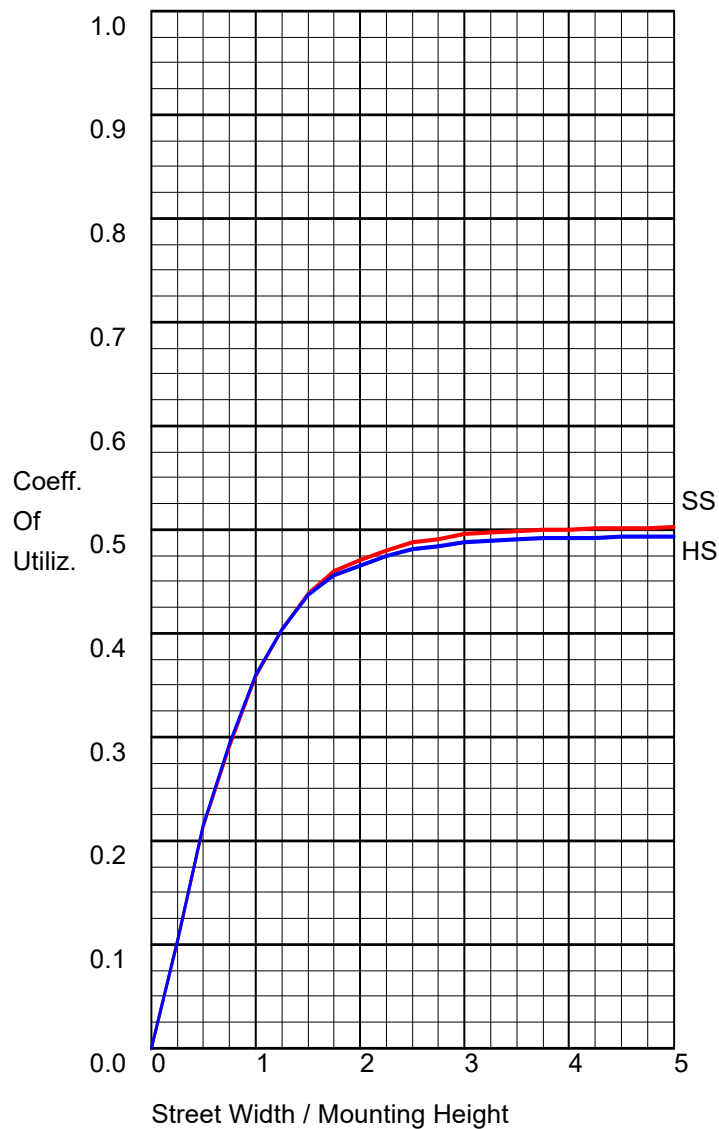
IES Classification	Type VS
Longitudinal Classification	Very Short
Lumens Per Lamp	N.A. (absolute)
Total Lamp Lumens	N.A. (absolute)
Luminaire Lumens	26389
Downward Total Efficiency	N.A. (absolute)
Total Luminaire Efficiency	N.A. (absolute)
Luminaire Efficacy Rating (LER)	133
Total Luminaire Watts	197.9
Ballast Factor	1.00
Upward Waste Light Ratio	0.00
Maximum Candela	7607.43
Maximum Candela Angle	360H 46V
Maximum Candela (<90 Degrees Vertical)	7607.43
Maximum Candela Angle (<90 Degrees Vertical)	360H 46V
Maximum Candela At 90 Degrees Vertical	0 (0.0% Luminaire Lumens)
Maximum Candela from 80 to <90 Degrees Vertical	598.33 (2.3% Luminaire Lumens)
Cutoff Classification (deprecated)	N.A. (absolute)

IES ROAD REPORT
PHOTOMETRIC FILENAME : AMB MD 5S UV 850.IES

LUMINAIRE CLASSIFICATION SYSTEM (LCS)

	Lumens	% Lamp	% Luminaire
FL - Front-Low (0-30)	2542.6	N.A.	9.6
FM - Front-Medium (30-60)	7956.4	N.A.	30.2
FH - Front-High (60-80)	2712.2	N.A.	10.3
FVH - Front-Very High (80-90)	101.6	N.A.	0.4
BL - Back-Low (0-30)	2593.8	N.A.	9.8
BM - Back-Medium (30-60)	7883.8	N.A.	29.9
BH - Back-High (60-80)	2513.0	N.A.	9.5
BVH - Back-Very High (80-90)	85.3	N.A.	0.3
UL - Uplight-Low (90-100)	0.0	N.A.	0.0
UH - Uplight-High (100-180)	0.0	N.A.	0.0
Total	26388.7	N.A.	100.0
BUG Rating	B4-U0-G2		

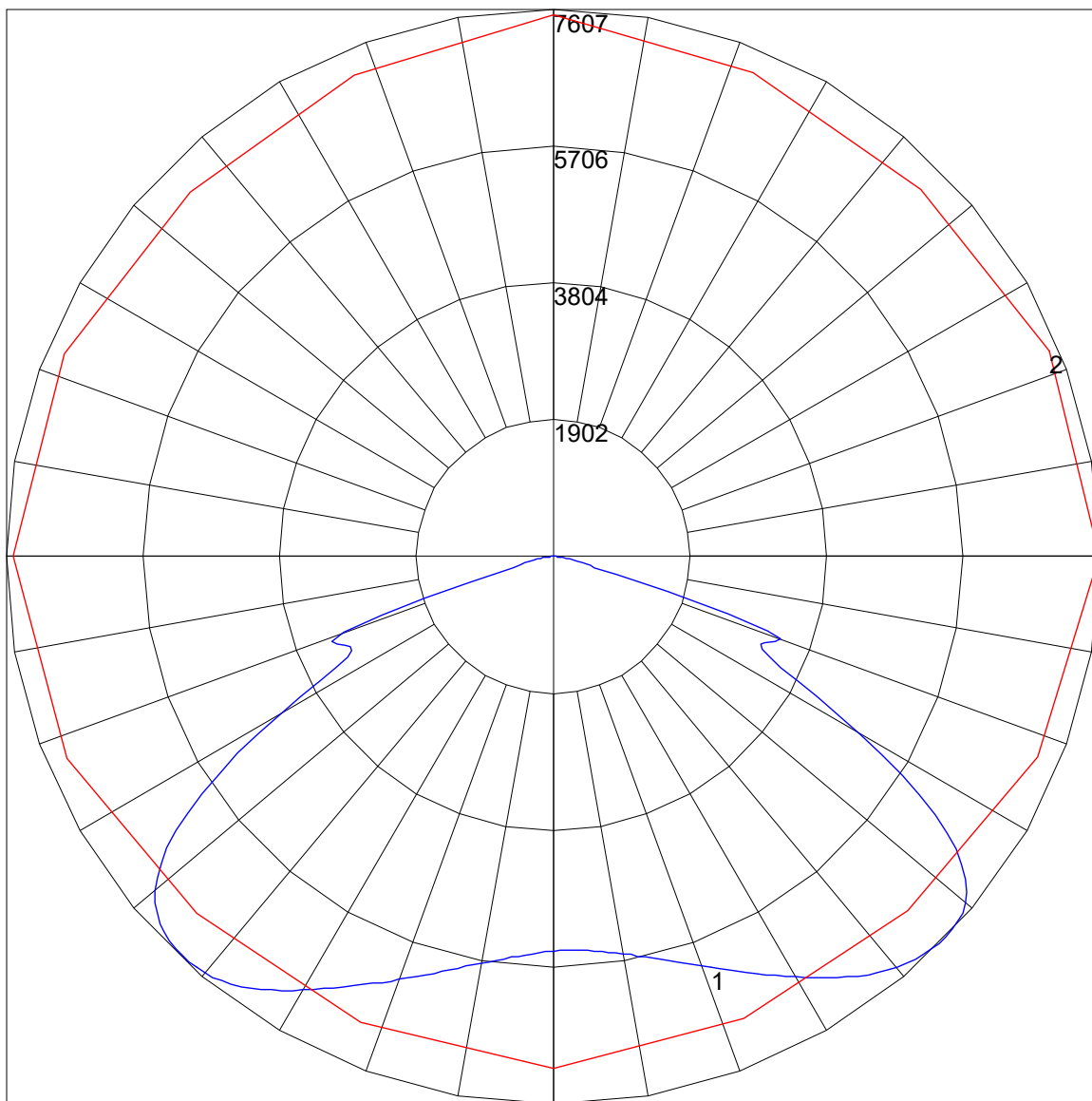
COEFFICIENTS OF UTILIZATION



FLUX DISTRIBUTION

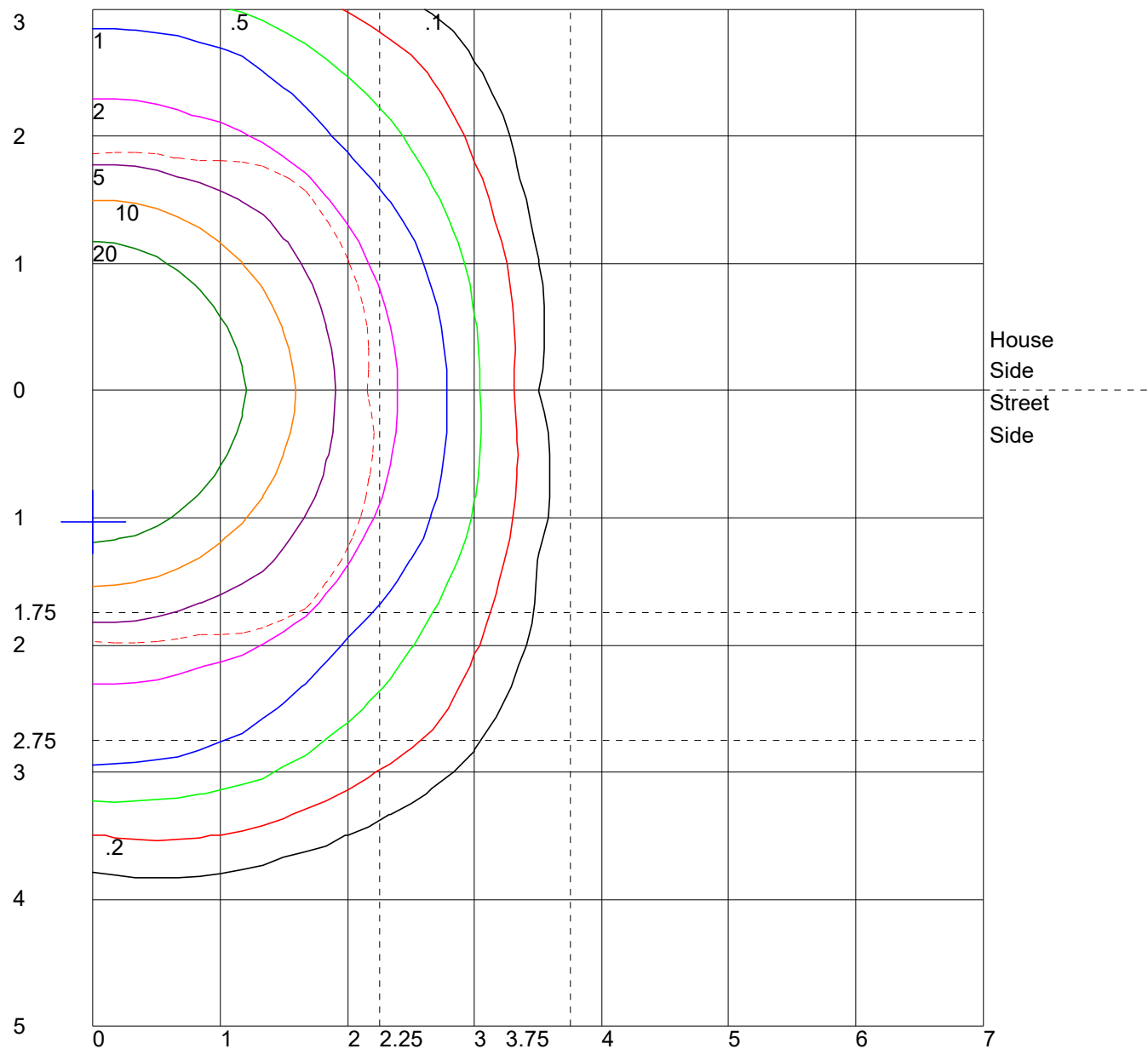
	Lumens	Percent Of Luminaire
Downward Street Side	13312.8	50.4
Downward House Side	13076.0	49.6
Downward Total	26388.8	100.0
Upward Street Side	0.0	0.0
Upward House Side	0.0	0.0
Upward Total	0.0	0.0
Total Flux	26388.8	100.0

POLAR GRAPH



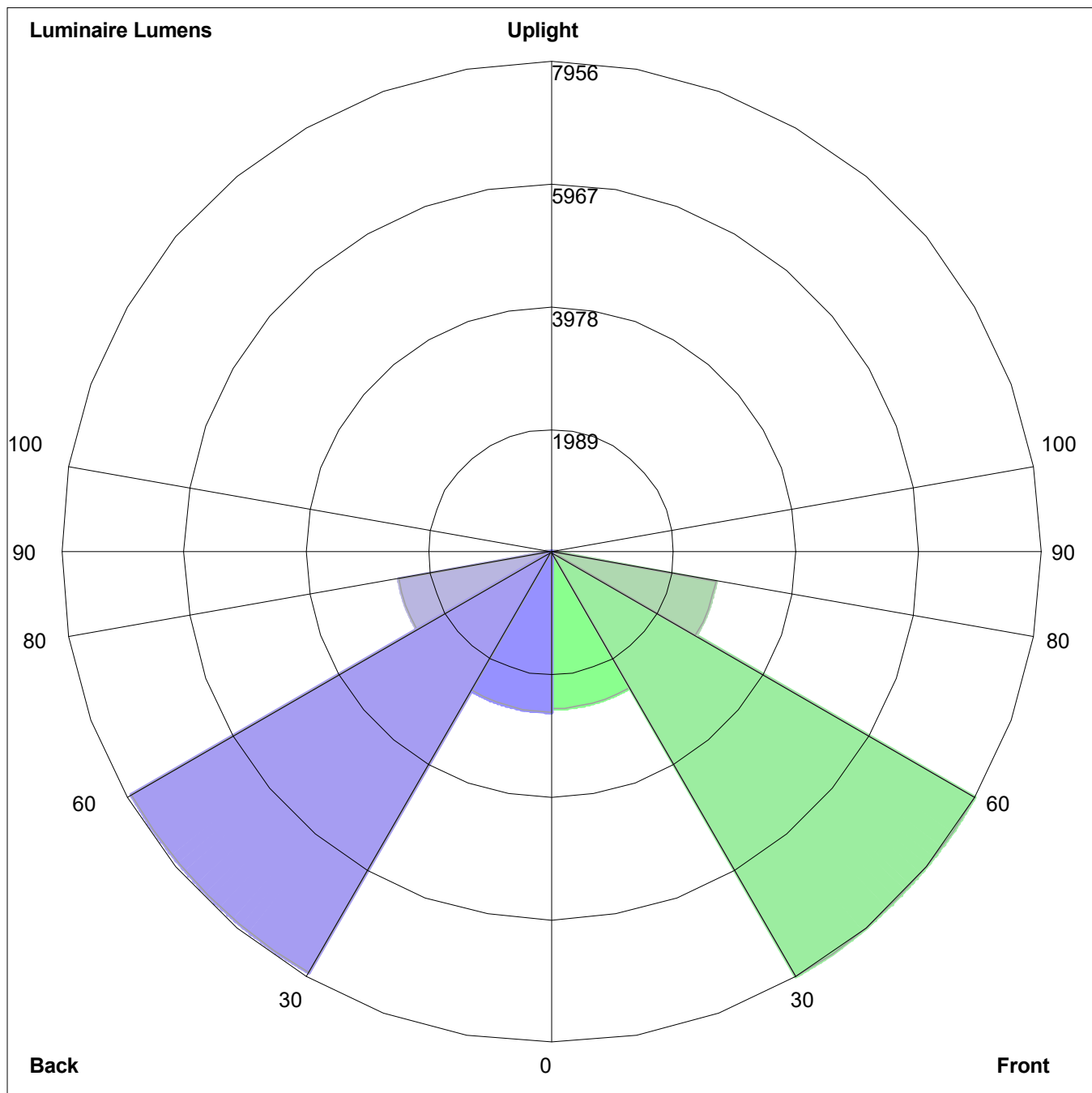
Maximum Candela = 7607.43 Located At Horizontal Angle = 360, Vertical Angle = 46
1 - Vertical Plane Through Horizontal Angles (360 - 180) (Through Max. Cd.)
2 - Horizontal Cone Through Vertical Angle (46) (Through Max. Cd.)

ISOFOOTCANDLE LINES OF HORIZONTAL ILLUMINANCE



Distance In Units Of Mounting Height
 Values Based On 10 Foot Mounting Height
 1/2 Maximum Candela Trace Shown As Dashed Curve
 (+) = Maximum Candela Point

LUMINAIRE CLASSIFICATION SYSTEM (LCS) GRAPH



Luminaire Lumens:
Front: Low=2542.6, Medium=7956.4, High=2712.2, Very High=101.6
Back: Low=2593.8, Medium=7883.8, High= 2513.0, Very High=85.3
Uplight: Low=0.0, High=0.0

BUG Rating : B4-U0-G2