



IES ROAD REPORT

PHOTOMETRIC FILENAME : AMB VH 3 UV 840.IES

DESCRIPTIVE INFORMATION (From Photometric File)

IESNA:LM-63-2002
[TEST] R2DG210315056-10
[TESTLAB] BACL
[TESTDATE] 2021-03-22
[ISSUEDATE] 2021-03-22 15:14:00
[LAMPPOSITION] 0,0
[OTHER] EVERFINE GO-R5000_V2 SYSTEM
[MANUFAC] LumenFocus, LLC.
[LUMCAT] AMB VH 3 UV 840
[LAMP] N/A

CHARACTERISTICS

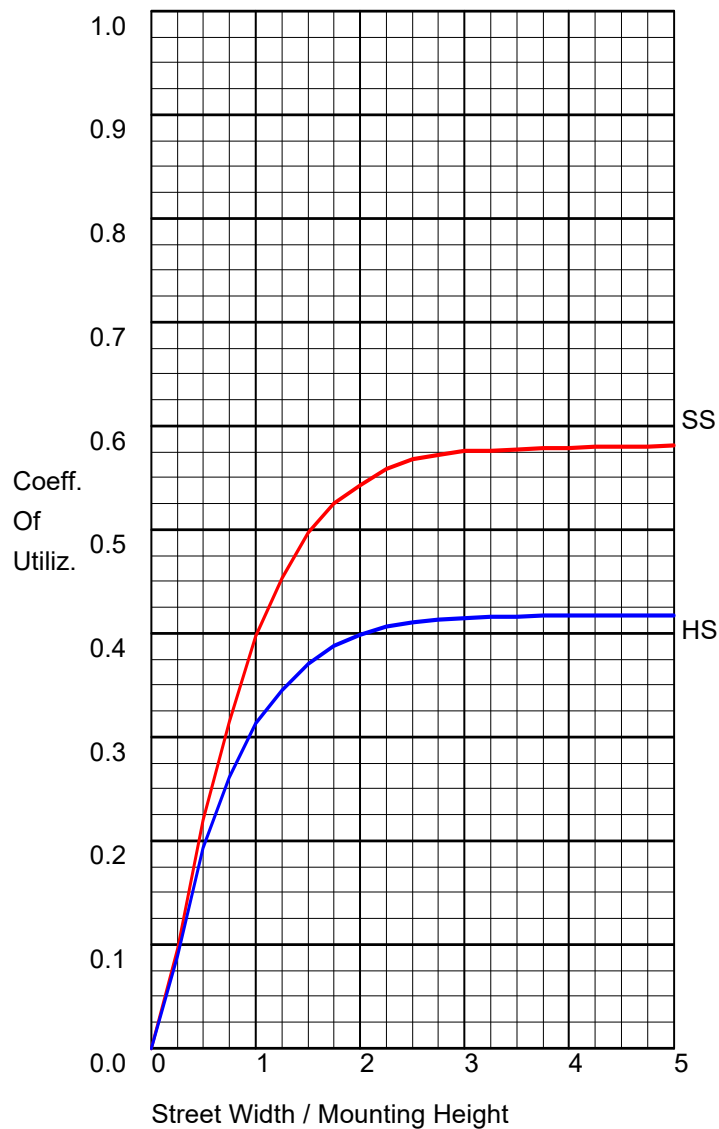
IES Classification	Type III
Longitudinal Classification	Medium
Lumens Per Lamp	N.A. (absolute)
Total Lamp Lumens	N.A. (absolute)
Luminaire Lumens	39459
Downward Total Efficiency	N.A. (absolute)
Total Luminaire Efficiency	N.A. (absolute)
Luminaire Efficacy Rating (LER)	136
Total Luminaire Watts	289.4
Ballast Factor	1.00
Upward Waste Light Ratio	0.00
Maximum Candela	12657.61
Maximum Candela Angle	270H 68V
Maximum Candela (<90 Degrees Vertical)	12657.61
Maximum Candela Angle (<90 Degrees Vertical)	270H 68V
Maximum Candela At 90 Degrees Vertical	0 (0.0% Luminaire Lumens)
Maximum Candela from 80 to <90 Degrees Vertical	5719.32 (14.5% Luminaire Lumens)
Cutoff Classification (deprecated)	N.A. (absolute)

IES ROAD REPORT
PHOTOMETRIC FILENAME : AMB VH 3 UV 840.IES

LUMINAIRE CLASSIFICATION SYSTEM (LCS)

	Lumens	% Lamp	% Luminaire
FL - Front-Low (0-30)	3714.3	N.A.	9.4
FM - Front-Medium (30-60)	12294.7	N.A.	31.2
FH - Front-High (60-80)	6604.5	N.A.	16.7
FVH - Front-Very High (80-90)	353.1	N.A.	0.9
BL - Back-Low (0-30)	3102.6	N.A.	7.9
BM - Back-Medium (30-60)	8560.1	N.A.	21.7
BH - Back-High (60-80)	4734.6	N.A.	12.0
BVH - Back-Very High (80-90)	95.0	N.A.	0.2
UL - Uplight-Low (90-100)	0.0	N.A.	0.0
UH - Uplight-High (100-180)	0.0	N.A.	0.0
Total	39458.9	N.A.	100.0
BUG Rating	B5-U0-G4		

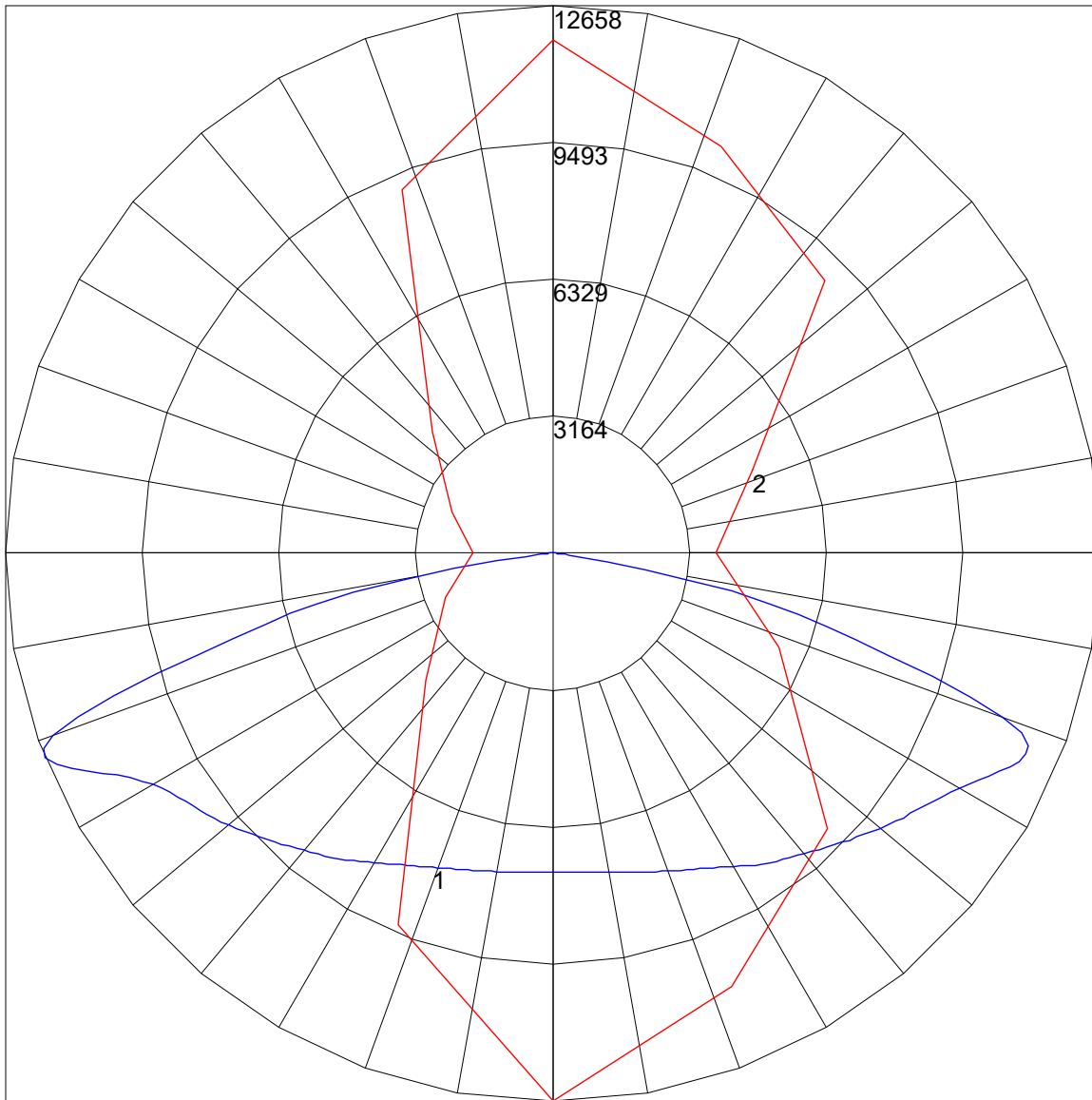
COEFFICIENTS OF UTILIZATION



FLUX DISTRIBUTION

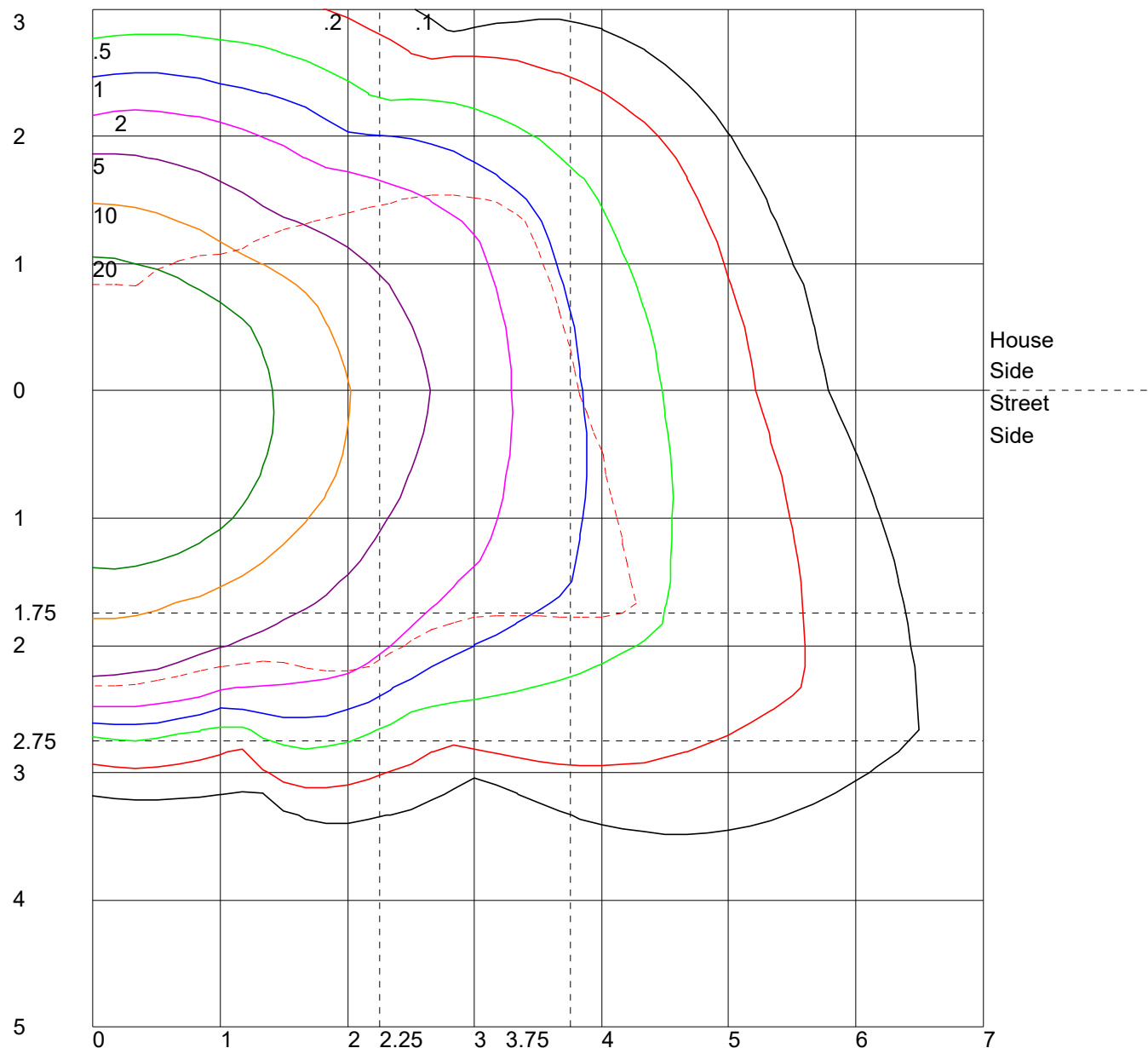
	Lumens	Percent Of Luminaire
Downward Street Side	22966.7	58.2
Downward House Side	16492.3	41.8
Downward Total	39459.0	100.0
Upward Street Side	0.0	0.0
Upward House Side	0.0	0.0
Upward Total	0.0	0.0
Total Flux	39459.0	100.0

POLAR GRAPH



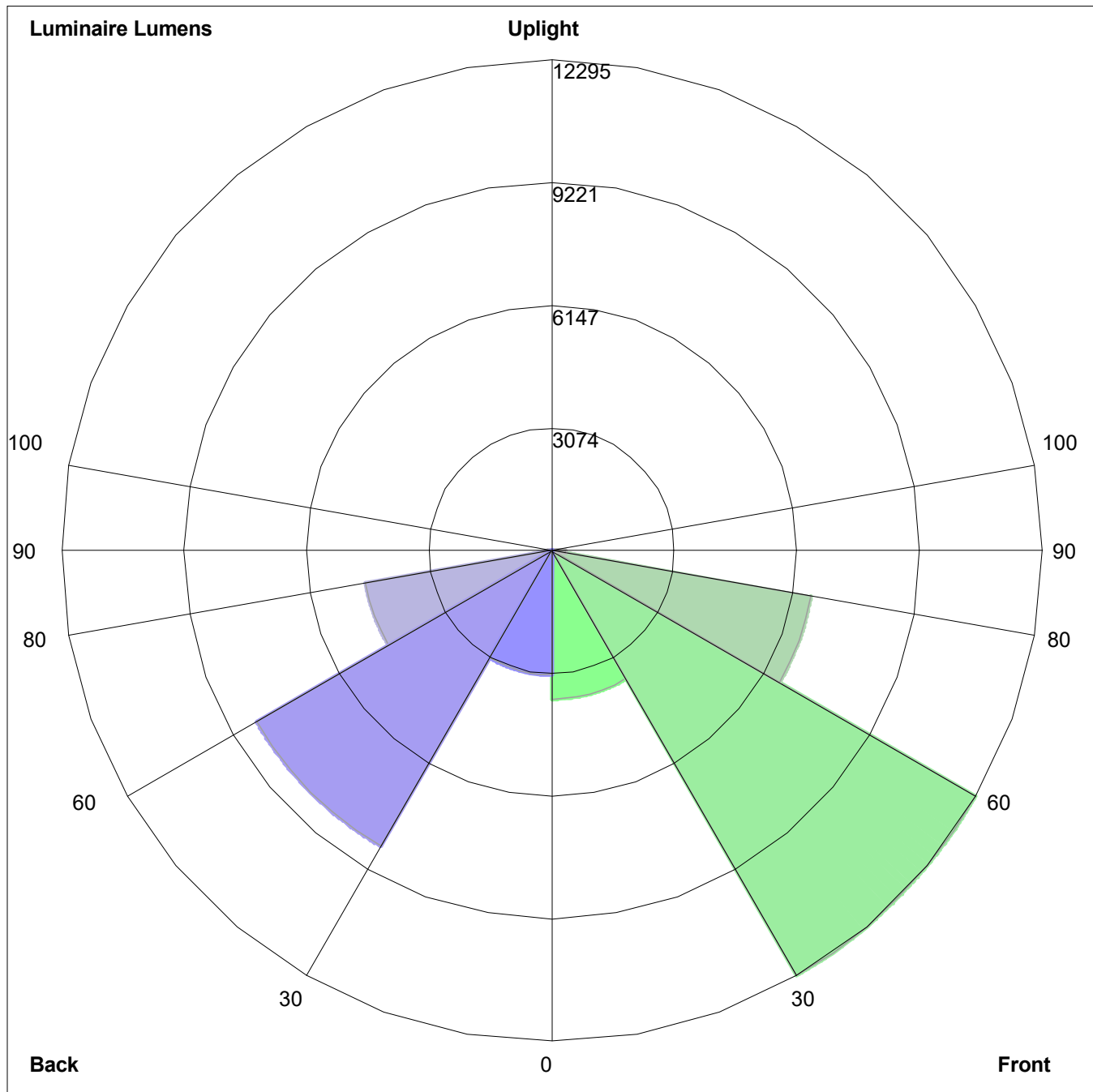
Maximum Candela = 12657.61 Located At Horizontal Angle = 270, Vertical Angle = 68
1 - Vertical Plane Through Horizontal Angles (270 - 90) (Through Max. Cd.)
2 - Horizontal Cone Through Vertical Angle (68) (Through Max. Cd.)

ISOFOOTCANDLE LINES OF HORIZONTAL ILLUMINANCE



Distance In Units Of Mounting Height
 Values Based On 10 Foot Mounting Height
 1/2 Maximum Candela Trace Shown As Dashed Curve
 (+) = Maximum Candela Point

LUMINAIRE CLASSIFICATION SYSTEM (LCS) GRAPH



Luminaire Lumens:
Front: Low=3714.3, Medium=12294.7, High=6604.5, Very High=353.1
Back: Low=3102.6, Medium=8560.1, High=4734.6, Very High=95.0
Uplight: Low=0.0, High=0.0

BUG Rating : B5-U0-G4