



## IES ROAD REPORT

PHOTOMETRIC FILENAME : AMB VH 5S HV 840.IES

### DESCRIPTIVE INFORMATION (From Photometric File)

IESNA:LM-63-2002  
[TEST] R2DG210315055-10  
[TESTLAB] BACL  
[TESTDATE] 2021-04-01  
[ISSUEDATE] 2021-04-01 22:05:09  
[LAMPPOSITION] 0,0  
[OTHER] EVERFINE GO-R5000\_V2 SYSTEM  
[MANUFAC] LumenFocus, LLC.  
[LUMCAT] AMB VH 5S HV 840  
[LAMP] N/A

### CHARACTERISTICS

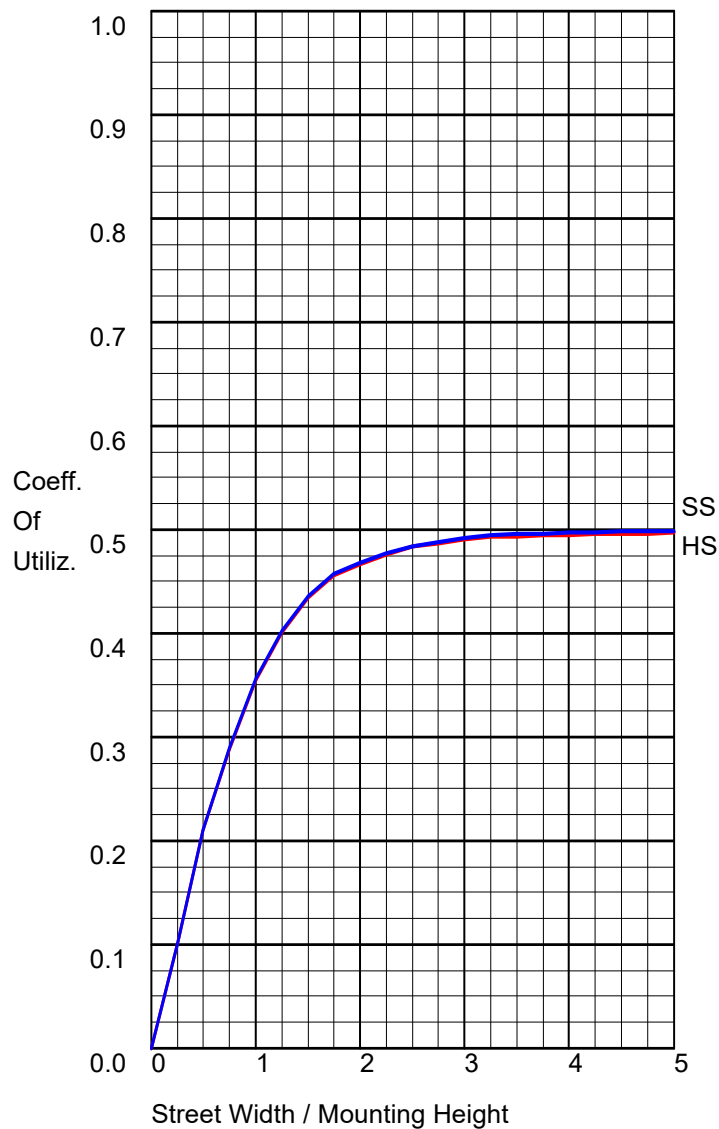
IES Classification	Type VS
Longitudinal Classification	Very Short
Lumens Per Lamp	N.A. (absolute)
Total Lamp Lumens	N.A. (absolute)
Luminaire Lumens	40245
Downward Total Efficiency	N.A. (absolute)
Total Luminaire Efficiency	N.A. (absolute)
Luminaire Efficacy Rating (LER)	131
Total Luminaire Watts	306.8
Ballast Factor	1.00
Upward Waste Light Ratio	0.00
Maximum Candela	11622.43
Maximum Candela Angle	180H 45V
Maximum Candela (<90 Degrees Vertical)	11622.43
Maximum Candela Angle (<90 Degrees Vertical)	180H 45V
Maximum Candela At 90 Degrees Vertical	0 (0.0% Luminaire Lumens)
Maximum Candela from 80 to <90 Degrees Vertical	888.04 (2.2% Luminaire Lumens)
Cutoff Classification (deprecated)	N.A. (absolute)

**IES ROAD REPORT**  
**PHOTOMETRIC FILENAME : AMB VH 5S HV 840.IES**

**LUMINAIRE CLASSIFICATION SYSTEM (LCS)**

	Lumens	% Lamp	% Luminaire
FL - Front-Low (0-30)	3818.8	N.A.	9.5
FM - Front-Medium (30-60)	11995.0	N.A.	29.8
FH - Front-High (60-80)	4124.8	N.A.	10.2
FVH - Front-Very High (80-90)	125.7	N.A.	0.3
BL - Back-Low (0-30)	3838.5	N.A.	9.5
BM - Back-Medium (30-60)	12040.7	N.A.	29.9
BH - Back-High (60-80)	4136.7	N.A.	10.3
BVH - Back-Very High (80-90)	165.2	N.A.	0.4
UL - Uplight-Low (90-100)	0.0	N.A.	0.0
UH - Uplight-High (100-180)	0.0	N.A.	0.0
Total	40245.5	N.A.	100.0
BUG Rating	B5-U0-G2		

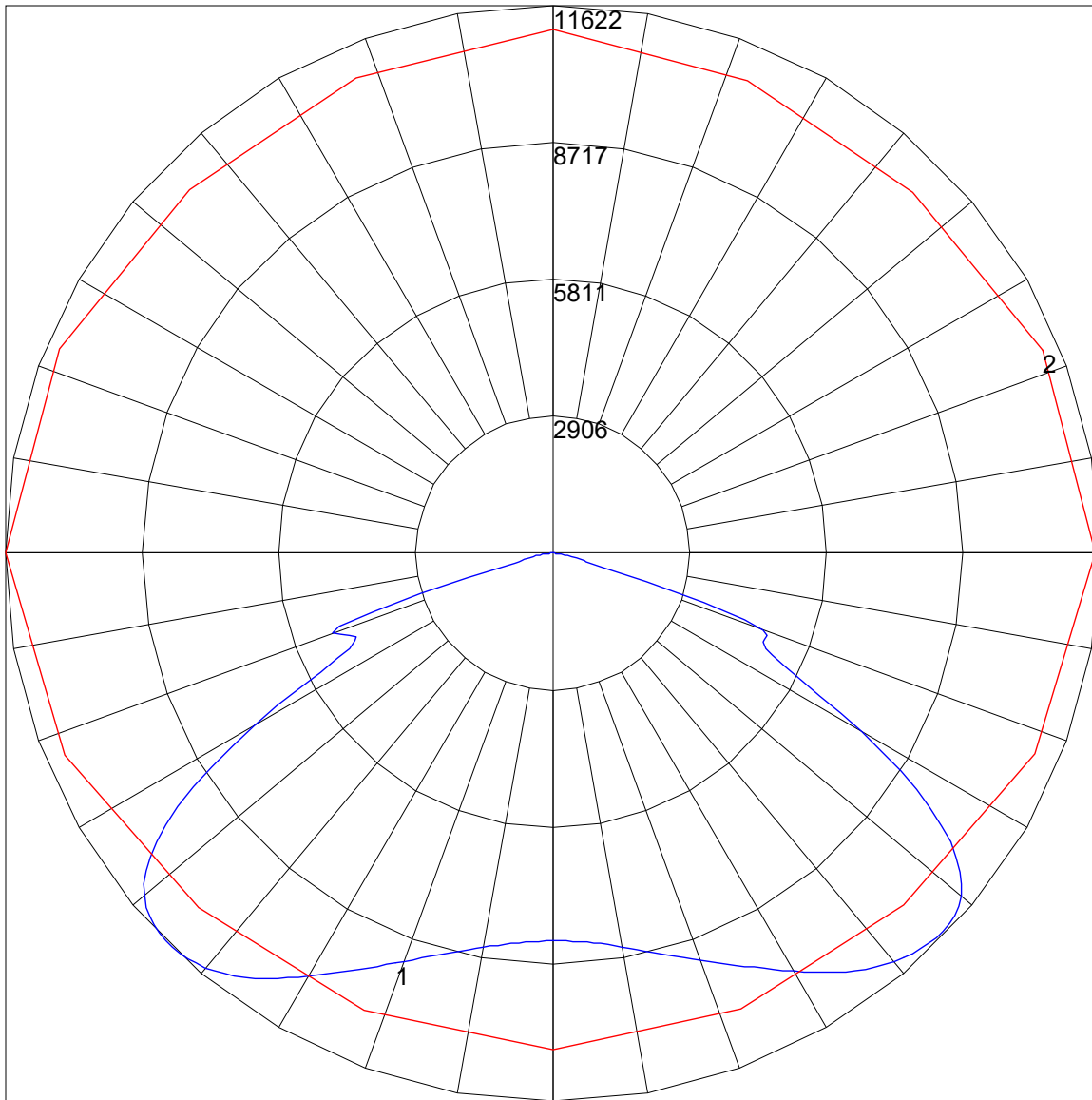
COEFFICIENTS OF UTILIZATION



FLUX DISTRIBUTION

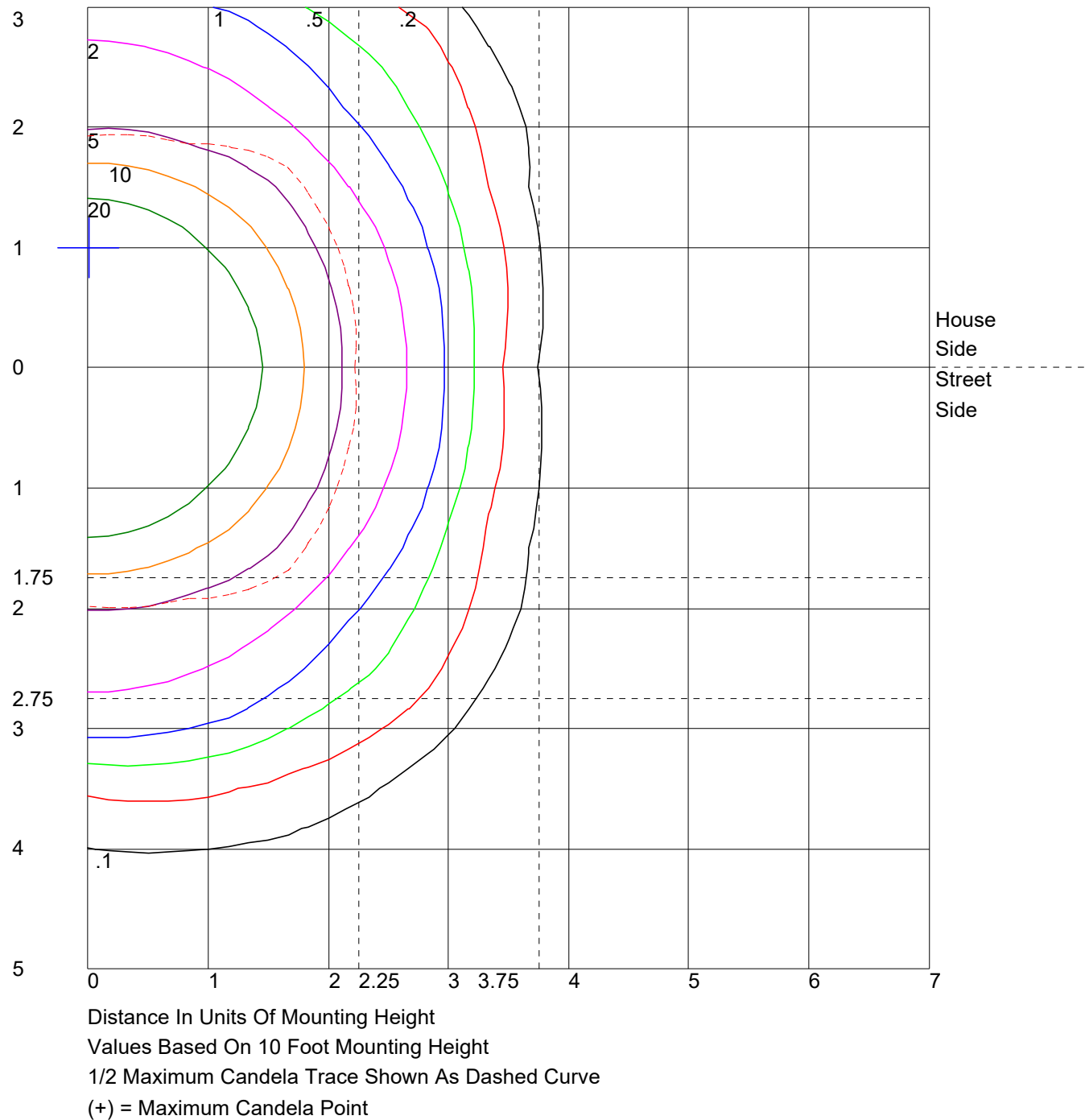
	Lumens	Percent Of Luminaire
Downward Street Side	20064.2	49.9
Downward House Side	20181.1	50.1
Downward Total	40245.3	100.0
Upward Street Side	0.0	0.0
Upward House Side	0.0	0.0
Upward Total	0.0	0.0
Total Flux	40245.3	100.0

POLAR GRAPH

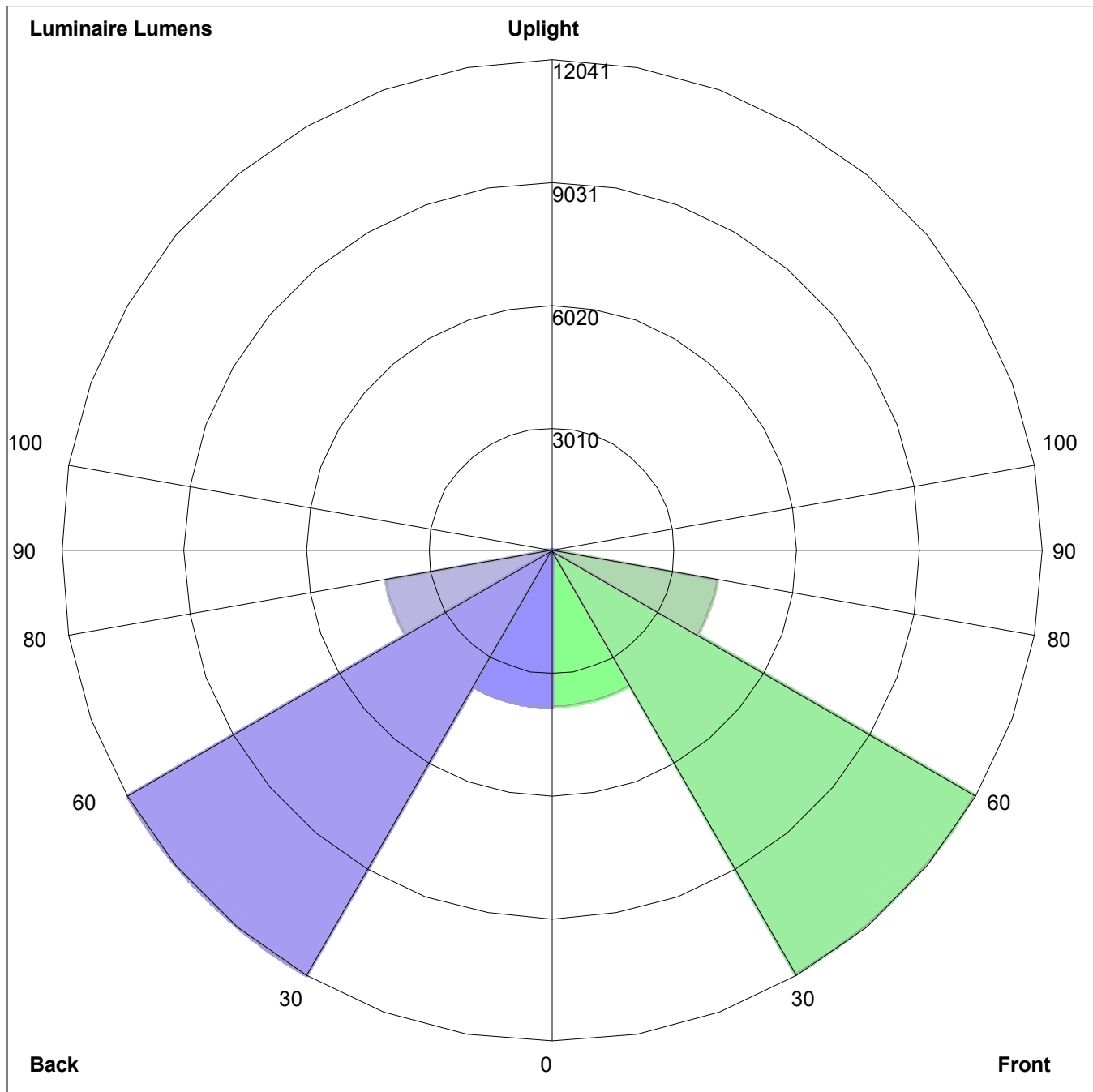


Maximum Candela = 11622.43 Located At Horizontal Angle = 180, Vertical Angle = 45  
# 1 - Vertical Plane Through Horizontal Angles (180 - 0) (Through Max. Cd.)  
# 2 - Horizontal Cone Through Vertical Angle (45) (Through Max. Cd.)

ISOFOOTCANDLE LINES OF HORIZONTAL ILLUMINANCE



LUMINAIRE CLASSIFICATION SYSTEM (LCS) GRAPH



Luminaire Lumens:  
Front: Low=3818.8, Medium= 11995.0, High=4124.8, Very High=125.7  
Back: Low=3838.5, Medium=12040.7, High=4136.7, Very High=165.2  
Uplight: Low=0.0, High=0.0

BUG Rating : B5-U0-G2