

Project: _____
 Location: _____
 Cat. #: _____
 Type: _____
 Quantity: _____

LED

ECLN 8 | LED Narrow Strip

Features:

- High performance LED technology
- 0-10V dimming drivers standard
- Field replaceable LED boards and drivers
- Frosted diffuser helps minimize glare and improve aesthetics
- Advanced controls available

Applications:

Suitable for most commercial and institutional applications

- Office
- Retail
- Coves
- Valences

Ambient Operating Temp.:

- -30°C to 40°C

Predicted L70 Lifetime:

- Up to 189,000 hrs (calculated)
(L70 information for specific configurations available upon request)
- For BAA compliant configurations - up to 189,000 hrs (calculated)

Construction:

- Precision brake formed from cold rolled steel
- Highly durable matte white finish. Optional matte black or metallic silver finish

Certifications:

- UL 1598 listed for US and Canada, suitable for damp locations
- DesignLights Consortium qualified on specific configurations (refer to DLC qualified products list for exact model numbers)
<http://designlights.org/>



Warranty:

- 5 year limited system warranty - see www.LumenFocus.com for complete warranty terms and conditions
- 10 year warranty option available on specific models
(Not available on all models. Certain conditions apply. Consult factory or sales representative for details.)



Ordering Guide:

example: ECL N 8 MD UV FR 840 QC BK

Series	Width	Length	Output	Performance	Voltage	Shielding	CRI/CCT	Hanging	Controls	Options	Finish
ECL	N	8									
ECL	N	8 92" (96" Optional)	LW Low ML Medium Low MD Medium MH Medium High HI High VH Very High	Blank Standard HE High Efficiency	UV 120-277 34 347V	Blank No Lenses FR Frosted Acrylic Diffusers	835 80 CRI/3500K 840 80 CRI/4000K 850 80 CRI/5000K	Blank None QC 10' Quick Hang Cable Kit	Blank No Controls ZSOL Leviton Intellect Solo PIR Sensor ⁽¹⁾ Z211L Wattstopper FSP Programmable Photo/ Motion Multi-Voltage Sensor (high/low/off) ⁽²⁾ Z311L Wattstopper FSP Bluetooth-enabled Programmable Photo/ Motion Multi-Voltage Sensor (high/low/off) ⁽²⁾ ZOSMD Microwave Daylight/ Motion Sensor With Step-Dimming (High/Low/Off) ⁽³⁾ ZIFS Douglas IFS sensor with dimming/occupancy/ daylight harvesting and network capabilities ⁽⁴⁾ ZIFC Douglas IFC controller with network capabilities ⁽⁵⁾ ZENLO Enlighted Micro Sensor with Dimming/ Occupancy/Daylight Harvesting and Enlighted One System ⁽⁶⁾ ZENLC Enlighted Micro Sensor with Dimming/ Occupancy/Daylight Harvesting and Enlighted Connected System ⁽⁶⁾ ZENLI Enlighted Micro Sensor with Dimming/ Occupancy/Daylight Harvesting and Enlighted IoT System ⁽⁶⁾	Blank No Options EXT10 10-Year Extended Warranty ⁽⁷⁾ C6 6' Single Circuit Cord C65W 6' Single Circuit Cord with Low Voltage Connections C10 10' Single Circuit Cord C105W 10' Single Circuit Cord with Low Voltage Connections D6 6' Dual Circuit Cord D10 10' Dual Circuit Cord P(NEMA) Plug (Specify NEMA configuration) CC Conformal Coating LVL 0-10V Dimming Leads for Easy Field Access 96" 96" Length (Standard Length is 92") EM1 Emergency Pack - Up to 8W ⁽⁸⁾ EM2 Emergency Pack - Up to 16W ⁽⁸⁾ QWH() Quick Wire Harness ⁽⁹⁾ AC Aligner Clips for Continuous Row Mounting BAA Buy American Act Compliant	Blank White BK Matte Black SL Metallic Silver

Notes

- ⁽¹⁾ Max mounting height 10'. See Page 5 for more details.
⁽²⁾ " " = lens type. See Page 5 for lens descriptions.
⁽³⁾ Max mounting height 49'. See Page 5 for more details.
⁽⁴⁾ Max mounting height 16.4'. See Page 4 for more details.
⁽⁵⁾ See Page 4 for more details.
⁽⁶⁾ Max mounting height 15'. See Page 4 for more details.
⁽⁷⁾ Not available on all models. Certain conditions apply. Consult factory or sales representative for details.
⁽⁸⁾ EM1 and EM2: 120-277V / 0°C-50°C ambient.
⁽⁹⁾ " " for 2-circuit wiring, specify circuit A or B here.

Controls Accessories (order separately)



For Douglas Controls

- BT-DMSW-U-A Bluetooth 1 Zone Dimmer
 BT-4BTSW-U-A Bluetooth 4-Button Wall Station
 BT-8BTSW-U-A Bluetooth 8-Button Wall Station


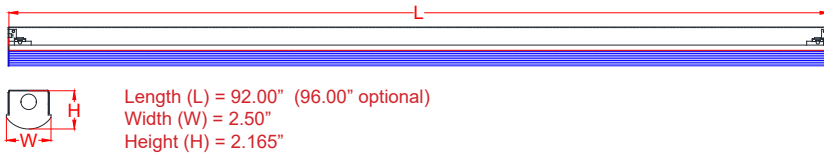


For Enlighted Controls

- WS-2-00 Enlighted Remote Control Wall Switch
 (for Enlighted Connected & IoT)
 WS-2-00-IL Enlighted Remote Control Wall Switch
 (for Enlighted One)



Schematic:



LUMENFOCUS Re-boardABILITY

The ECLN features field replaceable boards and drivers. This allows you to upgrade to more efficient technology in the future. Or, in the rare event of a failure, you can rapidly replace defective components. Re-boardABILITY helps to ensure you won't get stuck with an obsolete light fixture. [Learn more about Re-boardABILITY here.](#)

Performance Chart:

Catalog #	Lumens	Watts	LPW
ECL N 8 LW UV FR 835	4031	29	140.3
ECL N 8 ML UV FR 835	5567	42	131.3
ECL N 8 MD UV FR 835	7582	59	128.2
ECL N 8 MH UV FR 835	8898	63	140.5
ECL N 8 HI UV FR 835	11743	85	137.9
ECL N 8 VH UV FR 835	15928	124	128.4
ECL N 8 LW HE UV FR 835	4061	26	158.3
ECL N 8 ML HE UV FR 835	5438	35	157.3
ECL N 8 MD HE UV FR 835	7526	49	152.2
ECL N 8 MH HE UV FR 835	8748	58	149.9
ECL N 8 HI HE UV FR 835	11900	82	145.5
ECL N 8 VH HE UV FR 835	15877	115	137.5

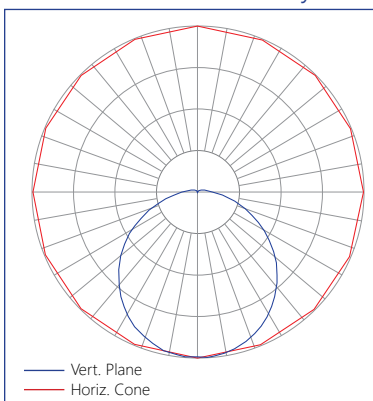
Catalog #	Lumens	Watts	LPW
ECL N 8 LW UV FR 840	4164	29	145.0
ECL N 8 ML UV FR 840	5751	42	135.6
ECL N 8 MD UV FR 840	7832	59	132.5
ECL N 8 MH UV FR 840	9192	63	145.1
ECL N 8 HI UV FR 840	12132	85	142.4
ECL N 8 VH UV FR 840	16455	124	132.6
ECL N 8 LW HE UV FR 840	4196	26	163.5
ECL N 8 ML HE UV FR 840	5618	35	162.5
ECL N 8 MD HE UV FR 840	7775	49	157.2
ECL N 8 MH HE UV FR 840	9037	58	154.9
ECL N 8 HI HE UV FR 840	12293	82	150.3
ECL N 8 VH HE UV FR 840	16401	115	142.1

Catalog #	Lumens	Watts	LPW
ECL N 8 LW UV FR 850	4289	29	149.3
ECL N 8 ML UV FR 850	5924	42	139.7
ECL N 8 MD UV FR 850	8067	59	136.5
ECL N 8 MH UV FR 850	9468	63	149.5
ECL N 8 HI UV FR 850	12496	85	146.7
ECL N 8 VH UV FR 850	16948	124	136.6
ECL N 8 LW HE UV FR 850	4322	26	168.4
ECL N 8 ML HE UV FR 850	5786	35	167.4
ECL N 8 MD HE UV FR 850	8008	49	161.9
ECL N 8 MH HE UV FR 850	9309	58	159.5
ECL N 8 HI HE UV FR 850	12662	82	154.8
ECL N 8 VH HE UV FR 850	16893	115	146.3

Scaling Factor:
No lens: 1.05

Photometric Data:

Relative Luminous Intensity



Douglas Lighting Controls, Inc.: Cloud-based controls

The ECLN can be equipped with the Douglas Bluetooth Intelligent Fixture Sensor (IFS) as well as the Intelligent Fixture Controller.



- Occupancy, vacancy, partial-on and partial-off
- Occupancy timeout adjustable from 5 to 90 minutes
- Primary and secondary daylight harvesting



- Listed for emergency control when used on dedicated emergency power bus
- Same occupancy and daylight controls as the IFS when networked with one or more IFS sensors

Available with both IFS and IFC:

- 0-10V dimming with dim-to-off
- Bluetooth beacon for digital ceiling, IoT and location service strategies
 - 150-foot clear line of sight, 50 feet through standard walls
- May be used with dual-channel, tunable white LED drivers providing auxiliary power and dim-to-off capability
 - Commissioning through Douglas Lighting Controls, Inc. app from Apple app store

Note: Additional equipment required for IoT capabilities; max mounting height for sensor: 16.4 ft

CheckLight® Energy Management System

Douglas controls can be integrated with the CheckLight® Energy Management system. This system can help you uncover energy conversion opportunities, create conservation strategies, analyze lighting load inefficiencies, and make configuration changes from anywhere with Douglas' user-friendly interface. You can get measurements, reports, and control your system from a web-based application.

CheckLight® has the capability to look at different facilities within a portfolio and use data benchmarks to compare building performances.

- Find energy conservation opportunities
- Create energy saving strategies
- Analyze load inefficiencies
- Optimize energy management

Enlighted: All-in-one sensors, upgradeable systems

Enlighted's SMART Micro Sensor is an all-in-one unit: task tuning, high-end trimming, daylight harvesting, and occupancy/vacancy detection. Max installation height is 15 feet.

Enlighted sensors come standard with the Enlighted One system (the "ZENLO" option). Enlighted Connected ("ZENLC") offers even more options. The Enlighted IoT ("ZENLI") option allows the full implementation of Enlighted's services. Each system can be fully upgraded to the next tier in the future. So if you start with Enlighted One but want to add energy reporting or building management systems integration in the future, you can.



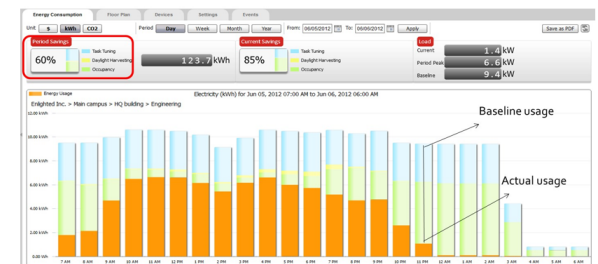
Enlighted Capabilities*	Enlighted One (ZENLO)	Enlighted Connected (ZENLC)	Enlighted IoT (ZENLI)
Motion and Switch Groups	✓	✓	✓
Daylight Harvesting	✓	✓	✓
Schedule Lighting		✓	✓
Energy Reporting & Optimization		✓	✓
Environment Data & Lighting Controls API		✓	✓
Building Management System Integration		✓	✓
Where & Space Applications			✓
Location & Occupancy APIs & Beacons			✓
Future App & API Ready			✓

Note: Additional equipment required for ZENLC and ZENLI

Real-time data analytics

Enlighted's control units compile data in real-time, which can be viewed via the Energy Manager. The Energy Manager is part of the Enlighted Connected and Enlighted IoT configurations.

- Real-time measurements and verification of energy savings
- Space analytics - data can be compiled into motion trails and heat maps
- Analyze traffic density and congestion in a space



Learn more about our available advanced controls options here:

www.lumenfocus.com/controls-overview

© 2021 Enlighted for all Enlighted content and images.

© 2021 Douglas Lighting Controls, Inc. for all Douglas content and images. The Bluetooth® word, mark and logos are registered trademarks owned by the Bluetooth SIG, Inc. and any use of such marks by Douglas Lighting Controls is under license. Other trademarks and trade names are those of their respective owners.





**Z211 sensor with
L7 lens in black**



FSIR-10

programming sensor from the floor (sold separately)

- Can be used to comply with IECC, ASHRAE 90.1 and 2019 Title 24, Part 6 dimming, occupancy/vacancy sensing and daylight harvesting requirements.

LEVITON.

Detection Area		Hold Time			Daylight Sensor			
1	2	3	4	5	6	7	8	9
ON	100%	ON	ON	5.5	ON	ON	ON	SLUX
-	-	ON	ON	30S	ON	ON	ON	10LUX
ON	75%	ON	ON	90S	ON	ON	ON	25LUX
-	-	ON	ON	30min	ON	ON	ON	50LUX
ON	50%	ON	ON	-	ON	ON	ON	Disable
-	-	ON	ON	-	-	-	-	-
-	25%	-	-	30min	-	-	-	-

SET

1 2 3 4 5 6 7 8 9

Hanging The QC hanging kit from ALP comes in 10' or 20'. Cables are pre-looped for easy installation and designed for easy fixture height adjustment. When ordered, QCs come boxed with each fixture.

