

Project: \_\_\_\_\_  
 Location: \_\_\_\_\_  
 Cat. #: \_\_\_\_\_  
 Type: \_\_\_\_\_  
 Quantity: \_\_\_\_\_

LED

## PBL G2 4 | Premium LED High Bay

### Features:

- High performance LED technology
- 0-10V dimming drivers standard on all models - dimmable to <10% on all models, with most dimmable to 1%
- DALI drivers available based on configuration
- Field replaceable LED boards and drivers through Re-boardABILITY (more info on Page 3)
- Frosted diffusers available to help minimize glare and improve aesthetics
- A wide variety of lumen packages allows for flexibility in design and helps maximize energy savings
- Multiple controls options available
- The PBL G2's unibody design is surface mountable with easy access to the driver compartment from below
- Buy American Act compliant (All base luminaires are BAA compliant. Addition of options may change eligibility. Contact factory for details)

### Applications:

Suitable for most commercial, industrial and institutional applications

- Retail
- Warehouse
- Manufacturing
- Cold/Frozen Storage (cold temperature rules apply. Refer to warranty document at [www.lumenfocus.com/support](http://www.lumenfocus.com/support) for details)

### Ambient Operating Temp.:

- -30°C to 50°C

### Construction:

- Housing and LED tray is precision brake formed from aluminum
- Pre-painted with a highly durable, highly reflective white finish

### Certifications:

- UL 1598 listed for US and Canada, suitable for damp locations
- DesignLights Consortium qualified on specific configurations (refer to DLC qualified products list for exact model numbers) <http://designlights.org/>



### Predicted Lifetime:

- L70: 171,000 hrs (calculated)
- L80: 105,000 hrs (calculated)
- L90: 48,000 hrs (reported)
- 86% lumen maintenance @ 72,000 hrs (based on LM-80, TM-21 and in-situ laboratory testing)

### Warranty:

- 5 year limited system warranty -see [www.LumenFocus.com](http://www.LumenFocus.com) for complete warranty terms and conditions
- 10 year warranty option available on specific models (Not available on all models. Certain conditions apply. Consult factory or sales representative for details)



## Ordering Guide:

example: PBL G2 4 HI UV 850 QC20 C6

Series	Length	Output	Performance	Voltage	Shielding	CRI/CCT	Hanging	Controls	Options	Finish
PBL G2	4									
<b>PBL G2</b> Gen 2 Premium High Bay	<b>4</b> 4'	<b>MD</b> Medium  <b>HI</b> High  <b>VH</b> Very High	<b>Blank</b> Standard  <b>HE</b> High Efficiency	<b>UV</b> 120-277  <b>34</b> 347V  <b>48</b> 480V	<b>Blank</b> No Lenses  <b>FR</b> Frosted Acrylic Diffusers	<b>835</b> 80 CRI/3500K  <b>840</b> 80 CRI/4000K  <b>850</b> 80 CRI/5000K	<b>Blank</b> None  <b>QC</b> 10' Quick Hang Cable Kit  <b>QC20</b> 20' Quick Hang Cable Kit	<b>Blank</b> No Controls  <b>ZOS</b> Occupancy Sensor (On/Off)  <b>ZOSD</b> Occupancy Sensor (On/Off/Dim)  <b>ZOFD1</b> Leviton Bluetooth-enabled Programmable Dimming/ Occupancy/Daylight Harvesting Sensor with Grouping (120-277V) <sup>(1)</sup>  <b>ZOFDU</b> Leviton Bluetooth-enabled Programmable Dimming/ Occupancy/Daylight Harvesting Sensor with Grouping, Scheduling (120-480V) <sup>(1)</sup>  <b>Z221BL_</b> Wattstopper Programmable Photo/Motion Multi-Voltage Sensor (high/low/off) <sup>(2)</sup>  <b>Z321BL_</b> Wattstopper Bluetooth-enabled Programmable Dimming/ Occupancy/Daylight Harvesting Multi-Voltage Sensor <sup>(2)</sup>  <b>ZOSMHB</b> Leviton High Bay Microwave 0-10V Multi-Level Occupancy Sensor with Photocell <sup>(3)</sup>  <b>ZPC</b> Photocell  <b>ZENLO</b> Enlighted Ruggedized Sensor with Dimming/Occupancy/ Daylight Harvesting and Enlighted One System <sup>(4)</sup>  <b>ZENLC</b> Enlighted Ruggedized Sensor with Dimming/Occupancy/ Daylight Harvesting and Enlighted Connected System <sup>(4)</sup>  <b>ZENLI</b> Enlighted Ruggedized Sensor with Dimming/Occupancy/ Daylight Harvesting and Enlighted IoT System <sup>(4)</sup>	<b>Blank</b> No Options  <b>EXT10</b> 10-Year Extended Warranty <sup>(5)</sup>  <b>C6</b> 6' Single Circuit Cord  <b>C65W</b> 6' Single Circuit Cord with Low Voltage Connections  <b>C10</b> 10' Single Circuit Cord  <b>C105W</b> 10' Single Circuit Cord with Low Voltage Connections  <b>D6</b> 6' Dual Circuit Cord  <b>D10</b> 10' Dual Circuit Cord  <b>P(NEMA)</b> Plug (Specify NEMA configuration)  <b>SC</b> Safety Cable  <b>F</b> Fuse  <b>EM2</b> Emergency Pack <sup>(6)</sup>  <b>SDT(480V)</b> 480V to 277V Step Down Transformer  <b>CC</b> Conformal Coating  <b>LVL</b> 0-10V Dimming Leads for Easy Field Access  <b>BAA</b> Buy American Act Compliant	<b>Blank</b> White  <b>BK</b> Matte Black  <b>SL</b> Metallic Silver

## Notes

- <sup>(1)</sup> For 8' to 40' mounting heights. See Page 5 for more details.  
<sup>(2)</sup> " \_ " = lens type. See Page 5 for lens descriptions.  
<sup>(3)</sup> 120-277V Only. Max ceiling height is 50 feet. See page 5 for more details.  
<sup>(4)</sup> Max ceiling height for Enlighted Ruggedized sensor 50 feet. See Page 6 for more details on advanced controls.  
<sup>(5)</sup> Not available on all models. Certain conditions apply. Consult factory or sales representative for details.  
<sup>(6)</sup> EM2 - Up to 16W. 120-277V / 0°C-50°C ambient.

## Accessories (order separately)

- WG(PBL4)** Wire Guard  
**WGE(PBL4)** Extended Wire Guard for use with end-mounted sensor

## Controls Accessories (order separately)



### For Enlighted Controls

- WS-2-00** Enlighted Remote Control Wall Switch  
(for Enlighted Connected & IoT)  
**WS-2-00-IL** Enlighted Remote Control Wall Switch  
(for Enlighted One)



### For Z221BL\_ Sensor

- FSIR-100** Wireless Configuration Tool



### For ZOSMHB Sensor

- ZLSOR** Wireless Configuration Tool




Performance Chart:

Catalog #	Lumens	Watts	LPW	Catalog #	Lumens	Watts	LPW	Catalog #	Lumens	Watts	LPW
PBL G2 4 MD HE UV 835	19777	115	172.2	PBL G2 4 MD HE UV 840	20486	115	178.4	PBL G2 4 MD HE UV 850	20486	115	178.4
PBL G2 4 HI HE UV 835	23965	140	170.8	PBL G2 4 HI HE UV 840	24824	140	176.9	PBL G2 4 HI HE UV 850	24824	140	176.9
PBL G2 4 VH HE UV 835	27123	161	168.7	PBL G2 4 VH HE UV 840	28095	161	174.7	PBL G2 4 VH HE UV 850	28095	161	174.7
PBL G2 4 MD UV 835	19461	117	166.0	PBL G2 4 MD UV 840	20159	117	171.9	PBL G2 4 MD UV 850	20159	117	171.9
PBL G2 4 HI UV 835	23413	142	164.4	PBL G2 4 HI UV 840	24252	142	170.3	PBL G2 4 HI UV 850	24252	142	170.3
PBL G2 4 VH UV 835	27049	167	162.1	PBL G2 4 VH UV 840	28018	167	167.9	PBL G2 4 VH UV 850	28018	167	167.9
PBL G2 4 MD HE UV FR 835	18593	115	161.9	PBL G2 4 MD HE UV FR 840	19259	115	167.7	PBL G2 4 MD HE UV FR 850	19259	115	167.7
PBL G2 4 HI HE UV FR 835	22529	140	160.5	PBL G2 4 HI HE UV FR 840	23337	140	166.3	PBL G2 4 HI HE UV FR 850	23337	140	166.3
PBL G2 4 VH HE UV FR 835	25498	161	158.6	PBL G2 4 VH HE UV FR 840	26412	161	164.3	PBL G2 4 VH HE UV FR 850	26412	161	164.3
PBL G2 4 MD UV FR 835	18295	117	156.0	PBL G2 4 MD UV FR 840	18951	117	161.6	PBL G2 4 MD UV FR 850	18951	117	161.6
PBL G2 4 HI UV FR 835	22010	142	154.6	PBL G2 4 HI UV FR 840	22799	142	160.1	PBL G2 4 HI UV FR 850	22799	142	160.1
PBL G2 4 VH UV FR 835	25485	167	152.9	PBL G2 4 VH UV FR 840	26399	167	158.4	PBL G2 4 VH UV FR 850	26399	167	158.4

Lumen Adjustment Factors: WG: 0.95

Schematic:



LUMENFOCUS  
Re-boardABILITY

The PBL G2 features field replaceable boards and drivers. This allows you to upgrade to more efficient technology in the future. Or, in the rare event of a failure, you can rapidly replace defective components. Re-boardABILITY helps to ensure you won't get stuck with an obsolete light fixture. [Learn more about Re-boardABILITY here.](#)



[Click here for a video demonstration of the re-boarding process on a PBL.](#)  
Note: Exact time varies depending on the model.



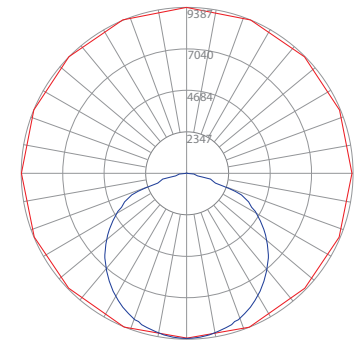
## Photometric Data:

### PBL G2 4 VH UV 835

Test No.: LLIA001249-011  
 Luminaire Lumens: 27,049 lm  
 Luminaire Watts: 166.9W  
 Efficacy: 162.1 LPW  
 Spacing Criterion (0-180): 1.30  
 Spacing Criterion (90-270): 1.28

#### Luminance Data (cd/sq.m)

Angle In Degrees	Average 0-Deg	Average 45-Deg	Average 90-Deg
45	28870	28262	28354
55	28145	27644	28070
65	26651	26549	27749
75	22345	15223	16059
85	10539	5606	7239



— Vert. Plane  
 — Horiz. Cone

#### Zonal Lumen Summary

Zone	Lumens	%Fixt
0-20	3422.5	12.7
0-30	7301.8	27.0
0-40	12043.5	44.5
0-60	21642.9	80.0
0-80	26793.2	99.1
0-90	27044.8	100.0
90-120	3.8	0.0
90-130	3.8	0.0
90-150	3.8	0.0
90-180	3.8	0.0
0-180	27048.6	100.0

#### Coefficients Of Utilization - Zonal Cavity Method Effective Floor Cavity Reflectance 0.20

RC	80	70	50	30
RW	70	50	30	10
0	119	119	119	119
1	109	105	100	97
2	99	91	84	79
3	90	80	72	65
4	83	71	62	55
5	76	63	54	47
6	70	57	48	41
7	65	51	42	36
8	60	47	38	32
9	56	43	35	29
10	53	39	32	26

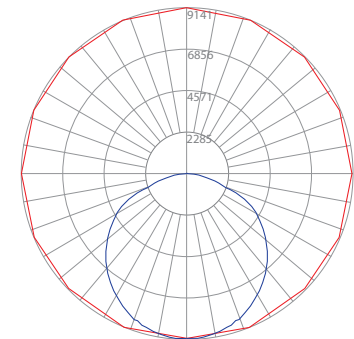
Tested in accordance with IES standards utilizing absolute photometry per LM-79-08

### PBL G2 4 VH UV FR 835

Test No.: LLIA001249-010A  
 Luminaire Lumens: 25,485 lm  
 Luminaire Watts: 166.7W  
 Efficacy: 152.9 LPW  
 Spacing Criterion (0-180): 1.26  
 Spacing Criterion (90-270): 1.28

#### Luminance Data (cd/sq.m)

Angle In Degrees	Average 0-Deg	Average 45-Deg	Average 90-Deg
45	24916	26347	27366
55	21869	25401	27142
65	17892	24419	26461
75	13502	21329	16848
85	8729	15719	12171



— Vert. Plane  
 — Horiz. Cone

#### Zonal Lumen Summary

Zone	Lumens	%Fixt
0-20	3325.8	13.0
0-30	7059.4	27.7
0-40	11549.9	45.3
0-60	20303.7	79.7
0-80	25052.6	98.3
0-90	25481.7	100.0
90-120	3.7	0.0
90-130	3.7	0.0
90-150	3.7	0.0
90-180	3.7	0.0
0-180	25485.4	100.0

#### Coefficients Of Utilization - Zonal Cavity Method Effective Floor Cavity Reflectance 0.20

RC	80	70	50	30
RW	70	50	30	10
0	119	119	119	119
1	109	104	100	96
2	99	91	84	78
3	90	80	72	65
4	83	71	62	55
5	76	63	54	48
6	70	57	48	41
7	65	52	43	37
8	61	47	39	33
9	57	43	35	29
10	53	40	32	27

Tested in accordance with IES standards utilizing absolute photometry per LM-79-08



## Controls Summary:

Control Code	Type	Capabilities	Communication
ZOS	Motion (PIR)	On/Off	Wired
ZOSD	Motion (PIR), Photosensor	On/Low/Off	Wired 1-10V
ZOFD1	Motion (PIR), Daylight Harvesting	High/Low/Off, High-End Trim, Grouping	Wired 0-10V, Programmable via Bluetooth App (iOS, Android)
ZOFDU	Motion (PIR), Daylight Harvesting	High/Low/Off, High-End Trim, Grouping, Scheduling	Wired 0-10V, Programmable via Bluetooth App (iOS, Android)
Z221BLx	Motion (PIR), Photosensor	High/Low/Off, High-End Trim	Wired 0-10V, Programmable via IR remote (sold separately)
Z321BLx	Motion (PIR), Daylight Harvesting	High/Low/Off, High-End Trim	Wired 0-10V, Programmable via Bluetooth App (iOS, Android)
ZOSMHB	Motion (Microwave), Photosensor	On/Low/Off	Wired 0-10V, Programmable via ZLS0R IR remote (sold separately)
ZPC	Photosensor	On/Off	Wired
ZENLO	Motion (PIR), Daylight Harvesting	High/Low/Off, High-End Trim, Grouping, Upgradable to Connected (ZENLC) or IoT (ZENLI)	Wireless Bluetooth Low Energy Mesh, Programmable via Enlighted Room Controller WS-2-00-IL (sold separately)
ZENLC	Motion (PIR), Daylight Harvesting	High/Low/Off, High-End Trim, Grouping, Scheduling*, Energy Monitoring*, BMS Integration*, Upgradable to IoT (ZENLI), LLLC (Enlighted IoT)*	Wireless Bluetooth Low Energy Mesh, Programmable via Enlighted IoT Software
ZENLI	MoMotion (PIR), Daylight Harvesting	High/Low/Off, High-End Trim, Grouping, Scheduling*, Energy Monitoring*, BMS Integration*, LLLC (Enlighted IoT)*, Space - Building Utilization*, Where - Real Time Location Services*	Wireless Bluetooth Low Energy Mesh, Programmable via Enlighted IoT Software

LLLC = Luminaire Level Lighting Control

\* Additional equipment required. Contact LumenFocus representative for details

## Programmable Dimming Sensors:

### ZOFDx Sensor Option

- Leviton Smart IP66 passive infrared (PIR) sensors
- Features mesh grouping (16 devices per group), occupancy sensing, daylight harvesting, scheduling (for ZOSFDU only), single-level switching
- Comes pre-installed on the end cap
- Rated for cold locations
- Configurable through the Leviton Smart Sensor App using a smartphone or other Bluetooth-enabled iOS or Android device



The ZOFD option includes four sensor lenses that can easily be installed or swapped out in the field. From left: the high bay lens (20'-40' mounting), the high bay lens with aisleway mask, the low bay lens (8'-20' mounting), and the low bay lens with aisleway mask.



FSP with L7 lens

FSIR-100

### Z221B, Z321B Sensor Options

- The Wattstopper FSP sensor provides multi-level control based on motion and/or daylight contribution
- Comes pre-installed on the end cap
- Rated for cold locations
- Parameters for Bluetooth-enabled Z321B adjustable via phone app - iOS or Android
- Parameters for Z221B adjustable via wireless configuration tool (FSIR-100 - sold separately)
- Three lenses available, tailored for the ideal detection area and mounting height:
  - **L2:** 360° lens, maximum coverage 48'; diameter from 8' height
  - **L3:** 360° lens, maximum coverage 40'; diameter from 20' height
  - **L7:** 360° lens, maximum coverage 100'; diameter from 40' height

### ZOSMHB Sensor Option

- Provides occupancy detection and multi-level control with adjustable time-outs
- Tri-level dimming control
- Comes pre-installed on the end cap
- Suitable for cold storage locations
- Built-in photocell reads brightness values. Sensor does not switch luminaire on if there is sufficient ambient light
- Control parameters selected manually via DIP switches, or using the optional ZLS0R remote (sold separately) - adjustable parameters include sensitivity, hold time, lux level, stand-by light level, stand-by hold time
- Maximum mounting height of 50 feet, with adjustable coverage radius up to 30 feet



ZLS0R



## Enlighted: All-in-one sensors, upgradeable systems

Enlighted's IP65-rated Ruggedized Sensor is an all-in-one unit: task tuning, high-end trimming, daylight harvesting, and occupancy detection. Max installation height is 50 feet.

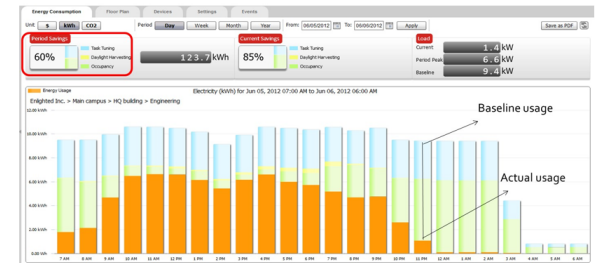
Enlighted sensors come standard with the Enlighted One system (the "ZENLO" option). Enlighted Connected ("ZENLC") offers even more options. The Enlighted IoT ("ZENLI") option allows the full implementation of Enlighted's services. Each system can be fully upgraded to the next tier in the future. So if you start with Enlighted One but want to add energy reporting or building management systems integration in the future, you can.



## Real-time data analytics

Enlighted's control units compile data in real-time, which can be viewed via the Energy Manager. The Energy Manager is part of the Enlighted Connected and Enlighted IoT configurations.

- Real-time measurements and verification of energy savings
- Space analytics - data can be compiled into motion trails and heat maps
- Analyze traffic density and congestion in a space



Enlighted Capabilities*	Enlighted One (ZENLO)	Enlighted Connected (ZENLC)	Enlighted IoT (ZENLI)
Motion and Switch Groups	✓	✓	✓
Daylight Harvesting	✓	✓	✓
Schedule Lighting		✓	✓
Energy Reporting & Optimization		✓	✓
Environment Data & Lighting Controls API		✓	✓
Building Management System Integration		✓	✓
Where & Space Applications			✓
Location & Occupancy APIs & Beacons			✓
Future App & API Ready			✓

**Note:** Additional equipment required for ZENLC and ZENLI

Learn more about our available advanced controls options here:

[www.lumenfocus.com/controls-overview](http://www.lumenfocus.com/controls-overview)

© 2023 Enlighted for all Enlighted content and images.






## Mounting:




### Surface Mount

The PBL G2 is designed to be easily mounted to any sturdy surface. Simply remove the hex head screws holding the driver cover (top picture, in green) to access the bottom of the housing below. The housing can be mounted to the surface from the four holes in each corner of the channel (bottom picture, circled).



**Cable Mount** The optional QC hanging kit comes in 10' or 20'. Cables are pre-looped for easy installation and designed for easy fixture height adjustment. QCs come boxed with each fixture when ordered.

## Other Options:



**Shielding** Frosted acrylic diffuser lenses minimize glare and improve aesthetics.



**Cords** are available in single circuit or dual circuit, 6' or 10'. Standard plug is optional, as are other NEMA configurations if specified.

### Conformal coating

Grants LED boards added protection from moisture and corrosion in more hazardous environments.



### Finish

In addition to the standard white finish, the PBL G2 is also available in matte black (BK) and metallic silver (SL).

