

Project: \_\_\_\_\_  
 Location: \_\_\_\_\_  
 Cat. #: \_\_\_\_\_  
 Type: \_\_\_\_\_  
 Quantity: \_\_\_\_\_

LED

## PBL G2 4 | Premium LED High Bay

### Features:

- High performance LED technology
- 0-10V dimming drivers standard on all models - dimmable to <10% on all models, with most dimmable to 1%
- DALI drivers available based on configuration
- Field replaceable LED boards and drivers through Re-boardABILITY (more info on Page 3)
- Frosted diffusers available to help minimize glare and improve aesthetics
- A wide variety of lumen packages allows for flexibility in design and helps maximize energy savings
- Multiple controls options available
- The PBL G2's unibody design is surface mountable with easy access to the driver compartment from below
- Buy American Act compliant (All base luminaires are BAA compliant. Addition of options may change eligibility. Contact factory for details)

### Applications:

Suitable for most commercial, industrial and institutional applications

- Retail
- Warehouse
- Manufacturing
- Cold/Frozen Storage (cold temperature rules apply. Refer to warranty document at

### Ambient Operating Temp.:

- -30°C to 50°C

### Construction:

- Housing and LED tray is precision brake formed from aluminum
- Pre-painted with a highly durable, highly reflective white finish

### Certifications:

- UL 1598 listed for US and Canada, suitable for damp locations
- DesignLights Consortium qualified on specific configurations (refer to DLC qualified products list for exact model numbers) <http://designlights.org/>



### Predicted Lifetime:

- L70: 171,000 hrs (calculated)
- L80: 105,000 hrs (calculated)
- L90: 48,000 hrs (reported)
- 86% lumen maintenance @ 72,000 hrs (based on LM-80, TM-21 and in-situ laboratory testing)

### Warranty:

- 5 year limited system warranty -see [www.LumenFocus.com](http://www.LumenFocus.com) for complete warranty terms and conditions
- 10 year warranty option available on specific models (Not available on all models. Certain conditions apply. Consult factory or sales representative for details)



Ordering Guide:

example: PBL G2 4 HI UV 850 QC20 C6

| Series                                 | Length  | Output          | Performance           | Voltage       | Shielding                          | CRI/CCT             | Hanging                             | Controls <sup>(1)</sup>  | Options   | Finish                |
|--|---------|-----------------|-----------------------|---------------|------------------------------------|---------------------|-------------------------------------|--|---|-----------------------|
| PBL G2                                 | 4       |                 |                       |               |                                    |                     |                                     |  |   |                       |
| PBL G2<br>Gen 2<br>Premium<br>High Bay | 4<br>4' | MD<br>Medium    | Blank<br>Standard     | UV<br>120-277 | Blank<br>No Lenses                 | 835<br>80 CRI/3500K | Blank<br>None                       | Blank<br>No Controls   | Blank<br>No Options   | Blank<br>White        |
|  |         | HI<br>High      | HE<br>High Efficiency | 34<br>347V    | FR<br>Frosted Acrylic<br>Diffusers | 840<br>80 CRI/4000K | QC<br>10' Quick Hang<br>Cable Kit   | ZOS<br>Occupancy Sensor<br>(On/Off)  | EXT10<br>10-Year Extended<br>Warranty <sup>(3)</sup>                | BK<br>Matte Black     |
|  |         | VH<br>Very High |                       | 48<br>480V    |                                    | 850<br>80 CRI/5000K | QC20<br>20' Quick Hang<br>Cable Kit | ZOSMHB<br>Leviton Microwave 0-10V Multi-<br>Level Occupancy Sensor with<br>Photocell   | C6<br>6' Single Circuit Cord  | SL<br>Metallic Silver |
|  |         |                 |                       |               |                                    |                     |                                     | ZOSD<br>0-10V Dimming Occupancy<br>Sensor with Daylight Harvesting   | C65W<br>6' Single Circuit Cord<br>with Low Voltage<br>Connections   |                       |
|  |         |                 |                       |               |                                    |                     |                                     | Z221Bxx <sup>(2)</sup><br>Wattstopper Programmable<br>0-10V Multi-Level Occupancy<br>Sensor with Photocell, Task<br>Tuning   | C10<br>10' Single Circuit Cord                                      |                       |
|  |         |                 |                       |               |                                    |                     |                                     | Z321Bxx <sup>(2)</sup><br>Wattstopper Bluetooth-enabled<br>Programmable 0-10V Dimming<br>Occupancy Sensor with Daylight<br>Harvesting, Task Tuning   | C105W<br>10' Single Circuit Cord<br>with Low Voltage<br>Connections |                       |
|  |         |                 |                       |               |                                    |                     |                                     | ZOFD1<br>Leviton Bluetooth-enabled<br>Programmable 0-10V Dimming<br>Occupancy Sensor with Daylight<br>Harvesting, Task Tuning,<br>Grouping   | D6<br>6' Dual Circuit Cord  |                       |
|  |         |                 |                       |               |                                    |                     |                                     | ZOFDU<br>Leviton Bluetooth-enabled<br>Programmable 0-10V Dimming<br>Occupancy Sensor with Daylight<br>Harvesting, Task Tuning,<br>Grouping, Scheduling   | D10<br>10' Dual Circuit Cord  |                       |
|  |         |                 |                       |               |                                    |                     |                                     | ZSLHB<br>Keystone SmartLoop Bluetooth-<br>enabled Programmable 0-10V<br>Dimming Occupancy Sensor with<br>Daylight Harvesting, Task Tuning,<br>Grouping, Scheduling   | P(NEMA)<br>Plug (Specify NEMA<br>configuration)                     |                       |
|  |         |                 |                       |               |                                    |                     |                                     | ZESMC<br>Philips EasySense Bluetooth-<br>enabled Programmable DALI<br>Dimming Occupancy Sensor with<br>Daylight Harvesting, Task Tuning,<br>Grouping, Scheduling   | SC<br>Safety Cable  |                       |
|  |         |                 |                       |               |                                    |                     |                                     | ZLTSxx <sup>(2)</sup><br>LiteTrace Bluetooth-enabled<br>Programmable 0-10V Dimming<br>Occupancy Sensor with Daylight<br>Harvesting, Task Tuning,<br>Grouping, Scheduling, and<br>Advanced Networking & IoT<br>Capabilities | F<br>Fuse   |                       |
|  |         |                 |                       |               |                                    |                     |                                     | ZLTC<br>LiteTrace Bluetooth-enabled<br>Programmable 0-10V fixture<br>controller with Task Tuning,<br>Grouping, Scheduling, and<br>Advanced Networking & IoT<br>Capabilities  | EM6<br>6.5W Emergency<br>Pack <sup>(4)</sup>                        |                       |
|  |         |                 |                       |               |                                    |                     |                                     |  | EM10<br>10W Emergency<br>Pack <sup>(4)</sup>                        |                       |
|  |         |                 |                       |               |                                    |                     |                                     |  | EM14<br>14W Emergency<br>Pack <sup>(4)</sup>                        |                       |
|  |         |                 |                       |               |                                    |                     |                                     |  | EM20<br>20W Emergency<br>Pack <sup>(4)</sup>                        |                       |
|  |         |                 |                       |               |                                    |                     |                                     |  | SDT(480V)<br>480V to 277V Step<br>Down Transformer                  |                       |
|  |         |                 |                       |               |                                    |                     |                                     |  | CC<br>Conformal Coating   |                       |
|  |         |                 |                       |               |                                    |                     |                                     |  | LVL<br>0-10V Dimming Leads<br>for Easy Field Access                 |                       |
|  |         |                 |                       |               |                                    |                     |                                     |  | BAA<br>Buy American Act<br>Compliant                                |                       |

Notes

- <sup>(1)</sup> See 'Control Summary' on Page 4 for more details.
- <sup>(2)</sup> 'xx' = select lens type based on mounting height and coverage area. See 'Control Summary' on Page 4 for more details.
- <sup>(3)</sup> Not available on all models. Certain conditions apply. Consult factory or sales representative for details.
- <sup>(4)</sup> 120-277V / 0°C-55°C ambient. To estimate lumen output in emergency mode, multiply EM wattage by the Lumens per Watt of the luminaire it is installed in.  
ex. PBL G2 4 HI UV 850 EM14 → 170.3 LPW x 14W = 2,384 lm

Accessories (order separately)

- WG(PBL4) Wire Guard
- WGE(PBL4) Extended Wire Guard for use with end-mounted sensor

Controls Accessories (order separately)

| Accessory Code   | Description   | Control Compatibility | Additional Info |
|------------------|---|-----------------------|-----------------|
| ZLSOR            | Wireless IR Configuration Tool                              | ZOSMHB                | pg. 4           |
| FSIR-100         | Wireless IR Configuration Tool                              | Z221Bxx               | pg. 4           |
| KTSL-WS1-B-SG/G2 | 5-Button Bluetooth Wireless Wall Switch (battery powered)   | ZSLHB                 | pg. 5           |
| KTSL-TK1-USB     | USB Time Keeper   | ZSLHB                 | pg. 5           |
| ZBT-S1AWH        | Single Rocker ZigBee Wireless Wall Switch (self powered)    | ZESMC                 | pg. 5           |
| ZBT-S2AWH        | Dual Rocker ZigBee Wireless Wall Switch (self powered)      | ZESMC                 | pg. 5           |
| WP1013           | 3-Button Bluetooth Wireless Wall Switch (battery powered)   | ZLTSxx, ZLTC          | pg. 6           |
| WP1025           | 5-Button Bluetooth Wireless Wall Switch (battery powered)   | ZLTSxx, ZLTC          | pg. 6           |
| WP1018           | 8-Button Bluetooth Wireless Wall Switch (battery powered)   | ZLTSxx, ZLTC          | pg. 6           |
| WP1018A          | 8-Button Bluetooth Wireless Wall Switch (battery powered)   | ZLTSxx, ZLTC          | pg. 6           |
| WP10135S         | 3-Button Bluetooth Wireless Wall Switch (line voltage)      | ZLTSxx, ZLTC          | pg. 6           |
| WP1017S          | 7-Button Bluetooth Wireless Wall Switch (line voltage)      | ZLTSxx, ZLTC          | pg. 6           |
| IWS102           | Bluetooth Wireless Wall Switch w/ PIR Sensor (line voltage) | ZLTC                  | pg. 6           |




Performance Chart:

| Catalog #                | Lumens | Watts | LPW   | Catalog #                | Lumens | Watts | LPW   | Catalog #                | Lumens | Watts | LPW   |
|--------------------------|--------|-------|-------|--------------------------|--------|-------|-------|--------------------------|--------|-------|-------|
| PBL G2 4 MD HE UV 835    | 19777  | 115   | 172.2 | PBL G2 4 MD HE UV 840    | 20486  | 115   | 178.4 | PBL G2 4 MD HE UV 850    | 20486  | 115   | 178.4 |
| PBL G2 4 HI HE UV 835    | 23965  | 140   | 170.8 | PBL G2 4 HI HE UV 840    | 24824  | 140   | 176.9 | PBL G2 4 HI HE UV 850    | 24824  | 140   | 176.9 |
| PBL G2 4 VH HE UV 835    | 27123  | 161   | 168.7 | PBL G2 4 VH HE UV 840    | 28095  | 161   | 174.7 | PBL G2 4 VH HE UV 850    | 28095  | 161   | 174.7 |
| PBL G2 4 MD UV 835       | 19461  | 117   | 166.0 | PBL G2 4 MD UV 840       | 20159  | 117   | 171.9 | PBL G2 4 MD UV 850       | 20159  | 117   | 171.9 |
| PBL G2 4 HI UV 835       | 23413  | 142   | 164.4 | PBL G2 4 HI UV 840       | 24252  | 142   | 170.3 | PBL G2 4 HI UV 850       | 24252  | 142   | 170.3 |
| PBL G2 4 VH UV 835       | 27049  | 167   | 162.1 | PBL G2 4 VH UV 840       | 28018  | 167   | 167.9 | PBL G2 4 VH UV 850       | 28018  | 167   | 167.9 |
| PBL G2 4 MD HE UV FR 835 | 18593  | 115   | 161.9 | PBL G2 4 MD HE UV FR 840 | 19259  | 115   | 167.7 | PBL G2 4 MD HE UV FR 850 | 19259  | 115   | 167.7 |
| PBL G2 4 HI HE UV FR 835 | 22529  | 140   | 160.5 | PBL G2 4 HI HE UV FR 840 | 23337  | 140   | 166.3 | PBL G2 4 HI HE UV FR 850 | 23337  | 140   | 166.3 |
| PBL G2 4 VH HE UV FR 835 | 25498  | 161   | 158.6 | PBL G2 4 VH HE UV FR 840 | 26412  | 161   | 164.3 | PBL G2 4 VH HE UV FR 850 | 26412  | 161   | 164.3 |
| PBL G2 4 MD UV FR 835    | 18295  | 117   | 156.0 | PBL G2 4 MD UV FR 840    | 18951  | 117   | 161.6 | PBL G2 4 MD UV FR 850    | 18951  | 117   | 161.6 |
| PBL G2 4 HI UV FR 835    | 22010  | 142   | 154.6 | PBL G2 4 HI UV FR 840    | 22799  | 142   | 160.1 | PBL G2 4 HI UV FR 850    | 22799  | 142   | 160.1 |
| PBL G2 4 VH UV FR 835    | 25485  | 167   | 152.9 | PBL G2 4 VH UV FR 840    | 26399  | 167   | 158.4 | PBL G2 4 VH UV FR 850    | 26399  | 167   | 158.4 |

Lumen Adjustment Factors: WG: 0.95

Schematic:



LUMENFOCUS  
Re-boardABILITY

The PBL G2 features field replaceable boards and drivers. This allows you to upgrade to more efficient technology in the future. Or, in the rare event of a failure, you can rapidly replace defective components. Re-boardABILITY helps to ensure you won't get stuck with an obsolete light fixture. [Learn more about Re-boardABILITY here.](#)



[Click here for a video demonstration of the re-boarding process on a PBL.](#)  
Note: Exact time varies depending on the model.



## Controls Summary:

| Control Code | Occupancy    | Daylight            | Tech      | Voltage              | Dim   | Max Mounting Ht.                                      | Networking         | Scheduling | BMS Integration | User Interface  | Add. Info |
|--------------|--------------|---------------------|-----------|----------------------|-------|---|--------------------|------------|-----------------|---|-----------|
| ZOS          | On/Off       | N/A                 | PIR       | 120-347V, 480V       | N/A   | 20', 40', Aisle Mask (all included)                   | N/A                | X          | X               | On Device   | -         |
| ZOSMHB       | On/Low/Off   | Hold Off            | Microwave | 120/277V             | 0-10V | 50'   | N/A                | X          | X               | On Device, IR Remote*   | pg. 4     |
| ZOSD         | On/Low/Off   | Daylight Harvesting | PIR       | 120-277V, 347V       | 0-10V | 20', 40', Aisle Mask (all included)                   | N/A                | X          | X               | On Device   | -         |
| Z221Bxx      | High/Low/Off | High/Low/Off        | PIR       | 120-347V, 480V       | 0-10V | L2   L3   L7<br>8'   20'   40'<br>(select one)        | N/A                | X          | X               | IR Remote*  | pg. 4     |
| Z321Bxx      | High/Low/Off | Daylight Harvesting | PIR       | 120-347V, 480V       | 0-10V | L2   L3   L7<br>8'   20'   40'<br>(select one)        | N/A                | X          | X               | iOS / Android App   | pg. 4     |
| ZOFD1        | High/Low/Off | Daylight Harvesting | PIR       | 120-277V             | 0-10V | 20', 40', Aisle Mask (all included)                   | Bluetooth Mesh     | X          | X               | iOS / Android App   | pg. 4     |
| ZOFDU        | High/Low/Off | Daylight Harvesting | PIR       | 120-277V, 347V, 480V | 0-10V | 20', 40', Aisle Mask (all included)                   | Bluetooth Mesh     | ✓          | X               | iOS / Android App   | pg. 4     |
| ZSLHB        | High/Low/Off | Daylight Harvesting | PIR       | 120-277V             | 0-10V | 40'   | Bluetooth Mesh     | ✓          | X               | iOS / Android App, Wireless Wall Switch*                        | pg. 5     |
| ZESMC        | High/Low/Off | Daylight Harvesting | PIR       | DALI-2 (120-277V)    | DALI  | 52'   | ZigBee 2.4GHz Mesh | ✓          | X               | iOS / Android App, Wireless Wall Switch*                        | pg. 5     |
| ZLTSxx       | High/Low/Off | Daylight Harvesting | PIR       | 120-277V             | 0-10V | MBL1   HBL1   HBL3<br>20'   40'   50'<br>(select one) | Bluetooth LE Mesh  | ✓          | ✓               | iOS / Android App, Wireless Wall Switch*, Autani Web Interface* | pg. 6     |
| ZLTC         | N/A          | N/A                 | N/A       | 12VDC                | 0-10V | N/A   | Bluetooth LE Mesh  | ✓          | ✓               | iOS / Android App, Wireless Wall Switch*, Autani Web Interface* | pg. 6     |

\* Sold Separately

## Programmable Dimming Sensors:

### ZOSMHB Sensor Option

- Provides occupancy detection and multi-level control with adjustable time-outs
- Tri-level dimming control
- Comes pre-installed on the end cap
- Suitable for cold storage locations
- Built-in photocell reads brightness values. Sensor does not switch luminaire on if there is sufficient ambient light
- Control parameters selected manually via DIP switches, or using the optional ZLS0R remote (sold separately) - adjustable parameters include sensitivity, hold time, lux level, stand-by light level, stand-by hold time
- Maximum mounting height of 50 feet**, with adjustable coverage radius up to 30 feet



ZLS0R



FSP with L7 lens

FSIR-100

### Z221B, Z321B Sensor Options

- The Wattstopper FSP sensor provides multi-level control based on motion and/or daylight contribution
- Comes pre-installed on the end cap
- Rated for cold locations
- Parameters for Bluetooth-enabled Z321B adjustable via phone app - iOS or Android
- Parameters for Z221B adjustable via wireless configuration tool (FSIR-100 - sold separately)
- Three lenses available, tailored for the ideal detection area and mounting height:
  - **L2:** 360° lens, maximum coverage 48' diameter from **8' height**
  - **L3:** 360° lens, maximum coverage 40' diameter from **20' height**
  - **L7:** 360° lens, maximum coverage 100' diameter from **40' height**

### ZOFDx Sensor Option

- Leviton Smart IP66 passive infrared (PIR) sensors
- Features mesh grouping (16 devices per group), occupancy sensing, daylight harvesting, scheduling (for ZOSFDU only), single-level switching
- Comes pre-installed on the end cap
- Rated for cold locations
- Configurable through the Leviton Smart Sensor App using a smartphone or other Bluetooth-enabled iOS or Android device



The ZOFD option includes four sensor lenses that can easily be installed or swapped out in the field. From left: the **high bay lens (20'-40' mounting)**, the high bay lens with aisleway mask, the **low bay lens (8'-20' mounting)**, and the low bay lens with aisleway mask.



## Keystone SmartLoop Wireless Control System

The SmartLoop wireless lighting control system by Keystone is a Bluetooth mesh lighting control system that allows you to set up and manage your lighting ecosystem quickly and easily. It's powerful enough to run a space with multiple lighting zones, but simple enough to program in minutes with your smartphone – perfect for warehouses, offices, schools, and auditoriums, whether new construction or retrofit.

- Wireless Bluetooth 2.4 GHz mesh network
- Supports up to 100 devices on a single region, with unlimited regions
- Independent per-fixture control: Occupancy, Daylight Harvesting, Task Tuning, Grouping, Scene Setting, Scheduling
- Commissioned via SmartLoop mobile app for iPhone and Android

### ZSLFC2



- External Line Voltage High Bay Sensor, Side-Mount
- 120-277VAC Input
- PIR + Daylight Harvesting
- IP40 Rated
- 0-10V DC dimmable
- **Up to 40' mounting height.** 40' radius at 40' height.

### SmartLoop Accessories

- Bluetooth Wireless Wall Switch: **KTSL-WS1-B-SG/G2**
  - Battery Powered: 2x CR2032
  - 5 Button: Power Toggle, Dimming, Automatic Sensor/Preset Level Operation, Scene Activation



- USB Time Keeper: **KTSL-TK1-USB**
  - Relays time to system components after a power loss
  - Powered by standard USB charging port
  - Internal CR1220 battery backup



## Philips EasySense Wireless Control System

EasySense MC Sensors are the ideal solution for per-luminaire control of new LED luminaires. It combines occupancy and daylight sensing in one package. The result is a cost-effective and easy-to-install solution ideal for energy savings. Commissioning and configuration during and after installation is quick and easy using the Philips MasterConnect app. This app works via Bluetooth Low Energy (BLE) technology and is available for free in the App Store and the Google Play Store.

### ZESMC



- Occupancy sensing, daylight harvesting, and task tuning in one device
- **up to 52' mounting height.** 26' radius at 52' height.
- Groups/networks up to 120 lights
- Enables auto-off/manual-on and auto-off/partial-on application
- Independent per-fixture control: Occupancy, Daylight Harvesting, Task Tuning
- Occupancy Sharing
- Scene Setting
- Advanced grouping to select Zigbee wireless wall switches
- Simple room level energy reporting with CSV file saved on the phone
- ZigBee 2.4 GHz Wireless Mesh Network
- Works with Advance Xitanium SR 120-277V drivers or other D4i certified LED drivers

### Room Controllers

- Illumra ZBT-S1AWH (Single Rocker) or ZBT-S2AWH (Dual Rocker) wireless Zigbee wall switch
  - Self-Powered
  - Up to 120 sensors can be grouped to a single switch
  - Functions: On/Off, Dim-Up/Dim-Down, Scene 1, Scene 2 (Scenes: Dual Rocker Only)
  - Range: 30-100' (typical)



ZBT-S1AWH



ZBT-S2AWH



## LiteTrace | Keilton+autani: Wireless networked controls, upgradeable systems

LiteTrace makes your existing building smarter by integrating the Keilton lighting controls platform with Autani's proven energy management, reporting, and control platform. Keilton+autani systems are flexible, adaptable, and resilient, providing solutions designed to scale up without having to change hardware.

Scalable product tiers allow implementing a solution aligned to your current needs, with robust upgrade pathways to expand capabilities as requirements evolve.

| Capabilities                             | Keilton+autani (ZLTSx) | Energy Center by Autani * | Autani Insights * |
|--|------------------------|---------------------------|-------------------|
| Motion and Switch Groups                 | ✓                      | ✓                         | ✓                 |
| Daylight Harvesting                      | ✓                      | ✓                         | ✓                 |
| Schedule Lighting                        | ✓                      | ✓                         | ✓                 |
| Energy Reporting & Optimization          | ✓                      | ✓                         | ✓                 |
| Overrides & Automated Demand Response    | ✓                      | ✓                         | ✓                 |
| Environment Data & Lighting Controls API |                        | ✓                         | ✓                 |
| Building Management & System Integration |                        | ✓                         | ✓                 |
| Building Optimization Application        |                        |                           | ✓                 |
| Location & Occupancy APIs & Beacons      |                        |                           | ✓                 |
| Future App & API Ready                   |                        |                           | ✓                 |

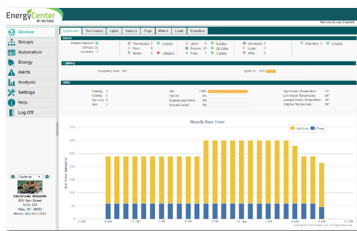
\* additional hardware and software required.

**Keilton+autani** An easy and affordable stand-alone (gateway-free) room-based Bluetooth lighting control solution controllable via mobile app (iOS & Android).



**EnergyCenter**  
BY AUTANI

A networked control solution which offers additional functionality such as advanced scheduling, reporting, metering, and building management integration.



**INSIGHTS**  
**autani**

The most advanced offering, providing valuable data insights into a single building or a portfolio of buildings. This allows for asset tracking, campus-wide wayfinding, 3D facility monitoring and more.



### ZLTSxx



- External Line Voltage High Bay Sensor, Side-Mount
- 120-277VAC Input
- PIR + Daylight Harvesting
- 50-ft max mounting height (with HBL3 lens)
- IP40 Rated
- 0-10V DC dimmable
- Bluetooth-enabled
- Replaceable lens options
  - **MBL1**: Mid Bay Lens
    - 360° coverage
    - **8' - 20' mounting height**
    - up to 50' diameter @ 20' height
  - **HBL1**: High Bay Lens
    - 360° coverage
    - **20' - 40' mounting height**
    - up to 80' diameter @ 40' height
  - **HBL3**: High Bay Lens
    - 360° coverage
    - **20' - 50' mounting height**
    - up to 100' diameter @ 50' height

### ZLTC



- Wireless 0-10V fixture controller
- Integral Bluetooth module
- 12VDC Input

## Room Controllers



### Battery Powered

- 3-, 5-, and 8-button configurations
- Bluetooth Enabled
- 1 x CR2032 battery (WP1013, WP1025, WP1018)
- 2 x AAA batteries (WP1018A)
- Approx. 3 year battery life (batteries not included)



### Line Voltage

- 3-, 7-button configurations, and Occ/Vac Sensor Switch
- Line voltage powered: 120-277V
- Bluetooth Enabled






## Mounting:



### Surface Mount


The PBL G2 is designed to be easily mounted to any sturdy surface. Simply remove the hex head screws holding the driver cover (top picture, in green) to access the bottom of the housing below. The housing can be mounted to the surface from the four holes in each corner of the channel (bottom picture, circled).



### Cable Mount

The optional QC hanging kit comes in 10' or 20'. Cables are pre-looped for easy installation and designed for easy fixture height adjustment. QCs come boxed with each fixture when ordered.

## Other Options:



**Shielding** Frosted acrylic diffuser lenses minimize glare and improve aesthetics.



**Cords** are available in single circuit or dual circuit, 6' or 10'. Standard plug is optional, as are other NEMA configurations if specified.

### Conformal coating

Grants LED boards added protection from moisture and corrosion in more hazardous environments.



### Finish

In addition to the standard white finish, the PBL G2 is also available in matte black (BK) and metallic silver (SL).



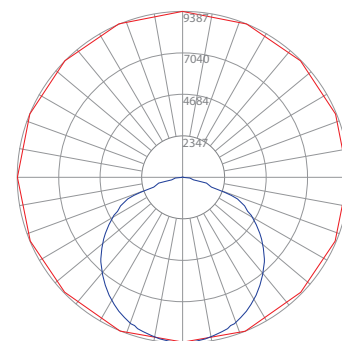
## Photometric Data:

### PBL G2 4 VH UV 835

Test No.: LLIA001249-011  
 Luminaire Lumens: 27,049 lm  
 Luminaire Watts: 166.9W  
 Efficacy: 162.1 LPW  
 Spacing Criterion (0-180): 1.30  
 Spacing Criterion (90-270): 1.28

#### Luminance Data (cd/sq.m)

| Angle In Degrees | Average 0-Deg | Average 45-Deg | Average 90-Deg |
|------------------|---------------|----------------|----------------|
| 45               | 28870         | 28262          | 28354          |
| 55               | 28145         | 27644          | 28070          |
| 65               | 26651         | 26549          | 27749          |
| 75               | 22345         | 15223          | 16059          |
| 85               | 10539         | 5606           | 7239           |



— Vert. Plane  
 — Horiz. Cone

#### Coefficients Of Utilization - Zonal Cavity Method Effective Floor Cavity Reflectance 0.20

| RC |  |     | 80  |     |     |  | 70  |     |     |     |  | 50  |     |     |  | 30  |     |     |
|----|--|-----|-----|-----|-----|--|-----|-----|-----|-----|--|-----|-----|-----|--|-----|-----|-----|
| RW |  | 70  | 50  | 30  | 10  |  | 70  | 50  | 30  | 10  |  | 50  | 30  | 10  |  | 50  | 30  | 10  |
|    |  |     |     |     |     |  |     |     |     |     |  |     |     |     |  |     |     |     |
| 0  |  | 119 | 119 | 119 | 119 |  | 116 | 116 | 116 | 116 |  | 111 | 111 | 111 |  | 106 | 106 | 106 |
| 1  |  | 109 | 105 | 100 | 97  |  | 106 | 102 | 98  | 95  |  | 98  | 95  | 92  |  | 94  | 92  | 89  |
| 2  |  | 99  | 91  | 84  | 79  |  | 97  | 89  | 83  | 78  |  | 86  | 80  | 76  |  | 82  | 78  | 74  |
| 3  |  | 90  | 80  | 72  | 65  |  | 88  | 78  | 71  | 65  |  | 75  | 69  | 64  |  | 73  | 67  | 62  |
| 4  |  | 83  | 71  | 62  | 55  |  | 80  | 69  | 61  | 55  |  | 67  | 60  | 54  |  | 64  | 58  | 53  |
| 5  |  | 76  | 63  | 54  | 47  |  | 74  | 62  | 53  | 47  |  | 60  | 52  | 47  |  | 58  | 51  | 46  |
| 6  |  | 70  | 57  | 48  | 41  |  | 68  | 56  | 47  | 41  |  | 54  | 46  | 41  |  | 52  | 45  | 40  |
| 7  |  | 65  | 51  | 42  | 36  |  | 63  | 50  | 42  | 36  |  | 49  | 41  | 36  |  | 47  | 41  | 36  |
| 8  |  | 60  | 47  | 38  | 32  |  | 59  | 46  | 38  | 32  |  | 45  | 37  | 32  |  | 43  | 37  | 32  |
| 9  |  | 56  | 43  | 35  | 29  |  | 55  | 42  | 34  | 29  |  | 41  | 34  | 29  |  | 40  | 33  | 29  |
| 10 |  | 53  | 39  | 32  | 26  |  | 51  | 39  | 31  | 26  |  | 38  | 31  | 26  |  | 37  | 31  | 26  |

Tested in accordance with IES standards utilizing absolute photometry per LM-79-08

#### Zonal Lumen Summary

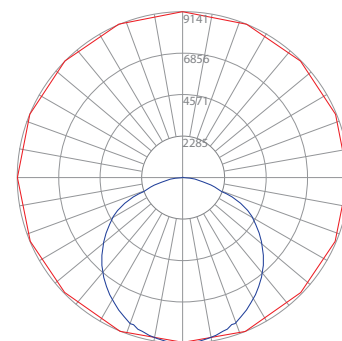
| Zone   | Lumens  | %Fixt |
|--------|---------|-------|
| 0-20   | 3422.5  | 12.7  |
| 0-30   | 7301.8  | 27.0  |
| 0-40   | 12043.5 | 44.5  |
| 0-60   | 21642.9 | 80.0  |
| 0-80   | 26793.2 | 99.1  |
| 0-90   | 27044.8 | 100.0 |
| 90-120 | 3.8     | 0.0   |
| 90-130 | 3.8     | 0.0   |
| 90-150 | 3.8     | 0.0   |
| 90-180 | 3.8     | 0.0   |
| 0-180  | 27048.6 | 100.0 |

### PBL G2 4 VH UV FR 835

Test No.: LLIA001249-010A  
 Luminaire Lumens: 25,485 lm  
 Luminaire Watts: 166.7W  
 Efficacy: 152.9 LPW  
 Spacing Criterion (0-180): 1.26  
 Spacing Criterion (90-270): 1.28

#### Luminance Data (cd/sq.m)

| Angle In Degrees | Average 0-Deg | Average 45-Deg | Average 90-Deg |
|------------------|---------------|----------------|----------------|
| 45               | 24916         | 26347          | 27366          |
| 55               | 21869         | 25401          | 27142          |
| 65               | 17892         | 24419          | 26461          |
| 75               | 13502         | 21329          | 16848          |
| 85               | 8729          | 15719          | 12171          |



— Vert. Plane  
 — Horiz. Cone

#### Coefficients Of Utilization - Zonal Cavity Method Effective Floor Cavity Reflectance 0.20

| RC |     | 80  |     |     |     | 70  |     |     |     | 50  |     |     | 30  |     |
|----|-----|-----|-----|-----|-----|-----|-----|-----|-----|-----|-----|-----|-----|-----|
| RW | 70  | 50  | 30  | 10  | 70  | 50  | 30  | 10  | 50  | 30  | 10  | 50  | 30  | 10  |
|    |     |     |     |     |     |     |     |     |     |     |     |     |     |     |
| 0  | 119 | 119 | 119 | 119 | 116 | 116 | 116 | 116 | 111 | 111 | 111 | 106 | 106 | 106 |
| 1  | 109 | 104 | 100 | 96  | 106 | 102 | 98  | 95  | 98  | 94  | 92  | 94  | 91  | 89  |
| 2  | 99  | 91  | 84  | 78  | 96  | 89  | 83  | 77  | 85  | 80  | 76  | 82  | 78  | 74  |
| 3  | 90  | 80  | 72  | 65  | 88  | 78  | 71  | 65  | 75  | 69  | 63  | 72  | 67  | 62  |
| 4  | 83  | 71  | 62  | 55  | 80  | 69  | 61  | 55  | 67  | 60  | 54  | 65  | 58  | 53  |
| 5  | 76  | 63  | 54  | 48  | 74  | 62  | 54  | 47  | 60  | 52  | 47  | 58  | 51  | 46  |
| 6  | 70  | 57  | 48  | 41  | 68  | 56  | 47  | 41  | 54  | 47  | 41  | 52  | 46  | 41  |
| 7  | 65  | 52  | 43  | 37  | 63  | 51  | 42  | 36  | 49  | 42  | 36  | 48  | 41  | 36  |
| 8  | 61  | 47  | 39  | 33  | 59  | 46  | 38  | 33  | 45  | 38  | 32  | 44  | 37  | 32  |
| 9  | 57  | 43  | 35  | 29  | 55  | 43  | 35  | 29  | 41  | 34  | 29  | 40  | 34  | 29  |
| 10 | 53  | 40  | 32  | 27  | 52  | 39  | 32  | 27  | 38  | 31  | 26  | 37  | 31  | 26  |

Tested in accordance with IES standards utilizing absolute photometry per LM-79-08

#### Zonal Lumen Summary

| Zone   | Lumens  | %Fixt |
|--------|---------|-------|
| 0-20   | 3325.8  | 13.0  |
| 0-30   | 7059.4  | 27.7  |
| 0-40   | 11549.9 | 45.3  |
| 0-60   | 20303.7 | 79.7  |
| 0-80   | 25052.6 | 98.3  |
| 0-90   | 25481.7 | 100.0 |
| 90-120 | 3.7     | 0.0   |
| 90-130 | 3.7     | 0.0   |
| 90-150 | 3.7     | 0.0   |
| 90-180 | 3.7     | 0.0   |
| 0-180  | 25485.4 | 100.0 |

